

Authority Budget of: **ADOPTED COPY**

Secaucus Municipal Utilities Authority

State Filing Year **2018**

For the Period:

January 1, 2018 to December 31, 2018

secaucusmua.org
Authority Web Address



Division of Local Government Services

LOCAL GOVT SERVICES
2018-01-01 P. 3-13
RECEIVED

**RESOLUTION 2017-11B OF THE COMMISSIONERS OF THE
SECAUCUS MUNICIPAL UTILITIES AUTHORITY APPROVING THE
LATE FILING OF THE 2018 BUDGET**

Whereas, the Secaucus Municipal Utilities Authority is required to submit the approved Budget 60 days prior to the start of the fiscal year to the State of New Jersey, and;

Whereas, the Budget preparation was delayed until insurance premiums and health benefit rates were estimated for 2018, and;

Whereas, the 2018 Budget has now been prepared.

Now Therefore Be It Resolved by the Commissioners of the Secaucus Municipal Utilities Authority approving the late filing of the 2018 Budget.

	Y	N	A	O
Cardenas				✓
Moloughney	✓			
Schoenrock	✓			
Spellmeyer	✓			
Vogel	✓			

2018 AUTHORITY BUDGET RESOLUTION

SECAUCUS MUNICIPAL UTILITIES AUTHORITY

FISCAL YEAR: FROM: 1/1/2018 TO: 12/31/2018

WHEREAS, the Annual Budget and Capital Budget for the Secaucus Municipal Utilities Authority for the fiscal year beginning, January 1, 2018 and ending, December 31, 2018 has been presented before the governing body of the Secaucus Municipal Utilities Authority at its open public meeting of November 6, 2017; and

WHEREAS, the Annual Budget as introduced reflects Total Revenues of \$ 4,063,332, Total Appropriations, including any Accumulated Deficit if any, of \$ 4,563,332 and Total Unrestricted Net Position utilized of \$500,000; and

WHEREAS, the Capital Budget as introduced reflects Total Capital Appropriations of \$500,000 and Total Unrestricted Net Position planned to be utilized as funding thereof, of \$500,000; and


WHEREAS, the schedule of rates, fees and other charges in effect will produce sufficient revenues, together with all other anticipated revenues to satisfy all obligations to the holders of bonds of the Authority, to meet operating expenses, capital outlays, debt service requirements, and to provide for such reserves, all as may be required by law, regulation or terms of contracts and agreements; and

WHEREAS, the Capital Budget/Program, pursuant to N.J.A.C. 5:31-2, does not confer any authorization to raise or expend funds; rather it is a document to be used as part of the said Authority's planning and management objectives. Specific authorization to expend funds for the purposes described in this section of the budget, must be granted elsewhere; by bond resolution, by a project financing agreement, by resolution appropriating funds from the Renewal and Replacement Reserve or other means provided by law.

NOW, THEREFORE BE IT RESOLVED, by the governing body of the Secaucus Municipal Utilities Authority, at an open public meeting held on November 6, 2017 that the Annual Budget, including all related schedules, and the Capital Budget/Program of the Secaucus Municipal Utilities Authority for the fiscal year beginning, 1/1/2018 and ending, 12/31/2018 is hereby approved; and

BE IT FURTHER RESOLVED, that the anticipated revenues as reflected in the Annual Budget are of sufficient amount to meet all proposed expenditures/expenses and all covenants, terms and provisions as stipulated in the said Authority's outstanding debt obligations, capital lease arrangements, service contracts, and other pledged agreements; and

BE IT FURTHER RESOLVED, that the governing body of the Secaucus Municipal Utilities Authority will consider the Annual Budget and Capital Budget/Program for adoption on December 4, 2017.


 (Secretary's Signature) 11/6/17
(Date)

Governing Body Member:	Recorded Vote				
	Aye	Nay	Abstain	Absent	
① Chairman Vogel	✓				/
Vice-Chairman Cardenas					
Secretary Schoenrock	✓				
② Treasurer Moloughney	✓				
Member Spellmeyer	✓				

2018 AUTHORITY BUDGET

Certification Section

2018

Secaucus Municipal Utilities Authority
(Name)

AUTHORITY BUDGET

FISCAL YEAR: FROM January 1, 2018 TO December 31, 2018

For Division Use Only

CERTIFICATION OF APPROVED BUDGET

It is hereby certified that the approved Budget made a part hereof complies with the requirements of law and the rules and regulations of the Local Finance Board, and approval is given pursuant to N.J.S.A. 40A:5A-11.

*State of New Jersey
Department of Community Affairs
Director of the Division of Local Government Services*

By: _____ Date: _____

CERTIFICATION OF ADOPTED BUDGET

It is hereby certified that the adopted Budget made a part hereof has been compared with the approved Budget previously certified by the Division, and any amendments made thereto. This adopted Budget is certified with respect to such amendments and comparisons only.

*State of New Jersey
Department of Community Affairs
Director of the Division of Local Government Services*

By: Paul D. Gwert CPA, RMA Date: 12/14/2017

2018 PREPARER'S CERTIFICATION


Secaucus Municipal Utilities Authority
(Name)

AUTHORITY BUDGET

FISCAL YEAR: FROM:1/1/2018 TO:12/31/2018

It is hereby certified that the Authority Budget, including both the Annual Budget and the Capital Budget/Program annexed hereto, represents the members of the governing body's resolve with respect to statute in that: all estimates of revenue are reasonable, accurate and correctly stated; all items of appropriation are properly set forth; and in itemization, form and content, the budget will permit the exercise of the comptroller function within the Authority.

It is further certified that all proposed budgeted amounts and totals are correct. Also, I hereby provide reasonable assurance that all assertions contained herein are accurate and all required schedules are completed and attached.

Preparer's Signature:			
Name:	William Katchen, CPA		
Title:	Accountant		
Address:	Suite 303, 596 Anderson Avenue, Cliffside Park, NJ 07010		
Phone Number:	201-943-4449	Fax Number:	201-943-5099
E-mail address	bill@katchencpa.com		

2018 APPROVAL CERTIFICATION


Secaucus Municipal Utilities Authority
(Name)

AUTHORITY BUDGET

FISCAL YEAR: FROM:1/1/2018 TO:12/31/2018

It is hereby certified that the Authority Budget, including all schedules appended hereto, are a true copy of the Annual Budget and Capital Budget/Program approved by resolution by the governing body of the Secaucus Municipal Utilities Authority, at an open public meeting held pursuant to N.J.A.C. 5:31-2.3, on the 6 day of November, 2017.

It is further certified that the recorded vote appearing in the resolution represents not less than a majority of the full membership of the governing body thereof.

Officer's Signature:			
Name:	Brian Bigler		
Title:	Executive Director		
Address:	1100 Koclle Boulevard, Secaucus, NJ 07094		
Phone Number:	201-330-2089	Fax Number:	201-617-5910
E-mail address	bbigler@secaucus.net		

INTERNET WEBSITE CERTIFICATION

Authority's Web Address: www.secaucusmua.org

All authorities shall maintain either an Internet website or a webpage on the municipality's or county's Internet website. The purpose of the website or webpage shall be to provide increased public access to the authority's operations and activities. N.J.S.A. 40A:5A-17.1 requires the following items to be included on the Authority's website at a minimum for public disclosure. Check the boxes below to certify the Authority's compliance with N.J.S.A. 40A:5A-17.1.

- A description of the Authority's mission and responsibilities
- Commencing with 2013, the budgets for the current fiscal year and immediately preceding two prior years
- The most recent Comprehensive Annual Financial Report (Unaudited) or similar financial information
- Commencing with 2012, the annual audits of the most recent fiscal year and immediately two prior years
- The Authority's rules, regulations and official policy statements deemed relevant by the governing body of the authority to the interests of the residents within the authority's service area or jurisdiction
- Notice posted pursuant to the "Open Public Meetings Act" for each meeting of the Authority, setting forth the time, date, location and agenda of each meeting
- Beginning January 1, 2013, the approved minutes of each meeting of the Authority including all resolutions of the board and their committees; for at least three consecutive fiscal years
- The name, mailing address, electronic mail address and phone number of every person who exercises day-to-day supervision or management over some or all of the operations of the Authority
- A list of attorneys, advisors, consultants and any other person, firm, business, partnership, corporation or other organization which received any remuneration of \$17,500 or more during the preceding fiscal year for any service whatsoever rendered to the Authority.

It is hereby certified by the below authorized representative of the Authority that the Authority's website or webpage as identified above complies with the minimum statutory requirements of N.J.S.A. 40A:5A-17.1 as listed above. A check in each of the above boxes signifies compliance.


Name of Officer Certifying compliance

Brian Bigler

Title of Officer Certifying compliance

Executive Director

Signature



2018 ADOPTION CERTIFICATION

Secaucus Municipal Utilities Authority (Name)


AUTHORITY BUDGET

FISCAL
YEAR:

FROM:1/1/2018

TO:12/31/2018

It is hereby certified that the Authority Budget and Capital Budget/Program annexed hereto is a true copy of the Budget adopted by the governing body of the Secaucus Municipal Utilities Authority, pursuant to N.J.A.C. 5:31-2.3, on the 4 day of, December, 2017.

Officer's Signature:			
Name:	Brian Bigler		
Title:	Executive Director		
Address:	1100 Koelle Boulevard, Secaucus, NJ 07094		
Phone Number:	201-330-2089	Fax Number:	201-617-5910
E-mail address	bbigler@secaucus.net		

2018 ADOPTED BUDGET RESOLUTION

Secaucus Municipal Utilities Authority (Name) AUTHORITY

FISCAL YEAR: FROM:1/1/2018 TO:12/31/2018

WHEREAS, the Annual Budget and Capital Budget/Program for the Secaucus Municipal Utilities Authority for the fiscal year beginning January 1, 2018 and ending, December 31, 2018 has been presented for adoption before the governing body of the Secaucus Municipal Utilities Authority at its open public meeting of December 4, 2017; and


WHEREAS, the Annual Budget and Capital Budget as presented for adoption reflects each item of revenue and appropriation in the same amount and title as set forth in the introduced and approved budget, including all amendments thereto, if any, which have been approved by the Director of the Division of Local Government Services; and

WHEREAS, the Annual Budget as presented for adoption reflects Total Revenues of \$ 4,063,332, Total Appropriations, including any Accumulated Deficit, if any, of \$4,563,332 and Total Unrestricted Net Position utilized of \$500,000; and

WHEREAS, the Capital Budget as presented for adoption reflects Total Capital Appropriations of \$500,000 and Total Unrestricted Net Position planned to be utilized of \$500,000; and

NOW, THEREFORE BE IT RESOLVED, by the governing body of Secaucus Municipal Utilities Authority, at an open public meeting held on December 4, 2017 that the Annual Budget and Capital Budget/Program of the Secaucus Municipal Utilities Authority for the fiscal year beginning, 1/1/2018 and, ending, 12/31/2018 is hereby adopted and shall constitute appropriations for the purposes stated; and

BE IT FURTHER RESOLVED, that the Annual Budget and Capital Budget/Program as presented for adoption reflects each item of revenue and appropriation in the same amount and title as set forth in the introduced and approved budget, including all amendments thereto, if any, which have been approved by the Director of the Division of Local Government Services.



(Secretary's Signature)

12/4/2018
(Date)

Governing Body Member: Recorded Vote Aye Nay Abstain Absent

	Y	N	A	O
Cardenas	✓			
Moloughney	✓			
Schoenrock	✓			
Spellmeyer	✓			
Vogel	✓			

2018 AUTHORITY BUDGET

Narrative and Information Section

2018 AUTHORITY BUDGET MESSAGE & ANALYSIS

Secaucus Municipal Utilities Authority

(Name)

AUTHORITY BUDGET

FISCAL
YEAR:

FROM:1/1/2018

TO:12/31/2018

Answer all questions below. Attach additional pages and schedules as needed.

1. Complete a brief statement on the 2018/2018-2019 proposed Annual Budget and make comparison to the 2017/2017-2018 adopted budget for each operation. Explain any variances over +/-10% (As shown on budget page F-4 explain the reason for changes for each appropriation changing more than 10%) for each line item by operation. Explanations of variances should include a description of the reason for the increase/decrease in the budgeted line item, not just an indication of the amount and percent of the change. Attach any supporting documentation that will help to explain the reason for the increase/decrease in the budgeted line item. For example, if anticipated service charges have increased 15% due to an increase in rates, provide a copy of the resolution authorizing the rate increase. **Budgeted revenue from service contracts is lower based on lower debt service and expected higher connection/user fees to be collected. Salaries and wages for maintenance and operators is higher based on payments from union contract settlement and debt service is lower as the remaining bond payments, interest and principal have been retired.**
2. Complete a brief statement on the impact the proposed Annual Budget will have on Anticipated Revenues, especially service charges and on the general purpose/component unit financial statements. Explain significant increases or decreases, if any. An increase or decrease is considered significant if it is over +/-10% (As shown on budget page F-2 explain reason for change for each revenue changing more than 10%) from the current year adopted budget. **The proposed budget anticipates lower revenue from the Town's service contract based on lower overall expenses. Sewer connection and user fees are expected to be higher as projects are about to be completed generating fees. Based on current year projections insurance dividends, misc. revenue and interest income will be higher than the current year's budget.**
3. Describe the state of the local/regional economy and how it may impact the proposed Annual Budget, including the planned Capital Budget/Program. **The local economy is stable, with growth generating additional connection fees through construction projects.**
4. Describe the reasons for utilizing Unrestricted Net Position in the proposed Annual Budget, i.e. rate stabilization, debt service reduction, to balance the budget, etc. If the Authority's budget anticipates a use of Unrestricted Net Position, this question must be answered. **The service contract with the Town of Secaucus requires that surplus generated be used in subsequent budgets to support payments from the Town.**
5. Identify any sources of funds transferred to the County/Municipality as a budget subsidy or a shared service and explain the reason for the transfer (i.e.: to balance the County/Municipality budget, etc.). **None.**
6. The proposed budget must not reflect an anticipated deficit from 2018/2018-2019 operations. If there exists an accumulated deficit from prior years' budgets (and funding is included in the proposed budget as a result of a prior deficit) explain the funding plan to eliminate said deficit (N.J.S.A. 40A:5A-12). If the Authority has a net deficit reported in its most recent audit, it must provide a deficit reduction plan in response to this question. **(Prepare a response to deficits caused by the implementation of GASB 68) The Authority had a positive net position at the end of the prior year.**
7. Attach a schedule of the Authority's existing rate structure (connection fees, parking fees, service charges, etc.) **if it has been changed since the prior year budget submission** and a schedule of the proposed rate structure for the upcoming fiscal year. Explain any proposed changes in the rate structure

Resolution – 2017-01
SECAUCUS MUNICIPAL UTILITIES AUTHORITY
Hudson County, New Jersey
Establishing the Determining of a Connection Charge Formula

WHEREAS, the Secaucus Municipal Utilities Authority (the "SMUA"), a public body corporate and politic and a political subdivision of the State of New Jersey existing under and by virtue of the Municipal Utilities Authorities Law, N.J.S.A. 40:14B01, et seq., is the owner and operator of the sewage treatment facilities for the Town of Secaucus (the "Town"); and

WHEREAS, pursuant to the Service Contract between the SMUA and the Town, dated as of March 1, 1979, as amended and supplemented (the "Service Contract"), the SMUA may charge and collect Service Charges for the connection to and use of said sewage treatment system, where required or permitted pursuant to law; and

WHEREAS, at the request of the Town, the SMUA has previously assessed charges for connection to said system; and

WHEREAS, Town officials have requested that the schedule of charges of the SMUA for connection to the sewage treatment system be revised at this time to more fairly reflect a fair payment by new users toward the capital cost of said sewage treatment system, in accordance with applicable law and regulations; and

WHEREAS, Chapter 526 of the New Jersey Laws of 1985, amending and supplementing the Municipal Utilities Authorities Law, and in particular N.J.S.A. 40:14B-22 (hereinafter referred to as "Chapter 526"), sets forth a basis for computation for a charge for connection to a sewage treatment system so that said system; and

WHEREAS, N.J.S.A. 40:14B-22 and 40:14B-23 provide that the imposition of user charges or connection charges by an authority shall be the subject of public notice and a public hearing; and

WHEREAS, pursuant to statutory notice, the SMUA has held a public hearing and considered the testimony presented at said hearing and made a part of the record thereof; and

WHEREAS, the SMUA desires to impose a new schedule of connection charges computed in accordance with Chapter 526, both as to implementation of general formula and specifically for connections made or to be made in the year ending 12/31/16 and each year thereafter.

NOW, THEREFORE, BE IT RESOLVED BY THE MEMBERS OF THE BOARD OF THE SECAUCUS MUNICIPAL UTILITIES AUTHORITY, as follows:

1. There is hereby imposed a one-time charge for any new connection (as defined herein) to the sewage treatment system of the SMUA, or a change in use of an existing property computed in the following manner to represent a fair payment toward the cost of said system, being the same manner set forth in Chapter 526:

"(a) The amount representing all debt service, including but not limited to sinking funds, reserve funds, the principal and interest on bonds, and the amount of any loans and the interest thereon, paid by the municipal authority to defray the capital cost of developing the system as of the end of the immediately preceding fiscal year of the authority shall be added to all capital expenditures made by a municipal authority not funded by a bond ordinance or debt for the development of the system as of the end of the immediately preceding fiscal year of the authority.

(b) Any gifts, contributions or subsidies to the authority received from, and not reimbursed or reimbursable to, any federal, state, county or municipal government or agency or any private person, and that portion of amounts paid to the authority by a public entity under a service agreement or service contract which is not repaid to the public entity by the authority, shall then be subtracted.

(c) The remainder shall be divided by the total number of service units served by the authority at the end of the immediately preceding fiscal year of the authority, and the results then be apportioned to each new connector according to the number of service units attributable to that connector. In attributing service units to each connector the estimated average daily flow of sewage for the connector shall be divided by the average daily flow of sewage from the average single family residence in the authority's district, to produce the number of service units to be attributed."

2. The Preliminary Connection Charge for each such connection shall be computed by SMUA at time of the Authority's approval of the Treatment Works Application or connection application, as follows:

(a) The gallons per unit for the type of facility involved, as shown on Table A attached to this Resolution and made a part hereof, shall be multiplied by the number of the applicable units shown on said table, as certified by the applicant for the Construction Permit; and

(b) The product thereof (being the estimated flow from the facility in gallons per day) shall be divided by 300; and

(c) The quotient thereof (being the number of Equivalent Residential Units (ERUs) or portion thereof for the facility) shall be multiplied by the connection charge then in effect for each ERU.

3. The Preliminary Connection Charge shall be payable as follows:

(a) One half of the Preliminary Charge shall be paid prior to issuance of a construction permit;

(b) One half of the Preliminary Charge shall be paid prior to issuance of a Certificate of Occupancy.

4. The final connection charge shall be based upon the connection fee schedule in effect in the year of the issuance of the Certificate of Occupancy calculated in accordance with Paragraph 2 herein above. Any additional connection charge owed shall be payable prior to issuance of the Certificate of Occupancy.

5. The connection charge per ERU, computed as set forth in this resolution, shall be computed for each calendar year, within a reasonable time after completion of the annual audited financial statement of the SMUA, and the SMUA shall thereupon give the statutory notice and hold the required public hearing to set such charges, with such charges to be in effect retroactive to the beginning of that calendar year.

6. The Connection Charge to be in effect for connections made during the calendar year 2016, shall be set by the SMUA by resolution to be adopted concurrently with this Resolution.

7. For purposes of the charges imposed by and pursuant to this Resolution, new connections to the sewage treatment system shall be deemed to mean and include all connections made to properties and facilities which were not connected to said system on January 4, 2016, and also all changes of use of existing properties which result, based upon the application of the information contained in Table A, in an increased flow from said facility, provided, however, that for such a change of use, a connection charge, computed as hereinabove set forth, shall be applied to only to the extent of the estimated increased flow from said facility.

8. To the extent that any provision of this resolution is determined by any court or legislature to be invalid or unenforceable in whole or part either in a particular case or in all cases, such provision or part thereof is to be deemed surplus. If that occurs, it does not have the effect of rendering any other provision of this resolution invalid or unenforceable. This resolution is to be construed and enforced as if such invalid or unenforceable provision or part thereof were omitted.

9. This Resolution shall take effect immediately.

Estimated Gallons per Day for Various Establishments
(For Use with Permit Applications)

Table A

TYPE OF ESTABLISHMENT	UNIT USED	GALLONS PER DAY
Residential Dwellings (single family home, duplex units, townhouses, Condominiums, apartments)		
1 bedroom unit	per dwelling	150
2 bedroom unit	per dwelling	225
3 bedroom unit or larger	per dwelling	300
Transit dwelling units		
Hotels	Bedroom	75
Lodging houses & tourist homes	Bedroom	60
Motels & Tourist cabins	Bedroom	60
Boarding houses (max. permitted Occupancy)	Boarder	50
Camps		
Campground/mobile rec. vehicle/tent	Site	200
Children's camps	Bed	50
Labor camps	Bed	40
Campground/mobile rec. vehicle/tent	Site	100
Parked mobile trailer site Day camps -- no meals	Person	15
Restaurants (including washrooms & turnover)		
Average restaurant	Seat	35
Bar/cocktail lounge	Seat	20
Fast Food Restaurant	Seat	15
24 hour service restaurant	Seat	50
Curb service/drive-in restaurant	Car space	50
Clubs		
Residential	Member	75
Nonresidential	Member	35
Racquet club	(per court/hour)	80
Bathhouse with shower	Person	25
Bathhouse without shower	Person	10
Institutions (includes staff)		
Hospitals	Bed	200
Other institutions	Bed	125

Schools (includes staff)		
No Shower or cafeteria	Student	10
With cafeteria	Student	15
With cafeteria & showers	Student	20
With cafeteria, showers & laboratories	Student	25
Boarding	Student	75
Automobile service stations		
	Per filling position	125
Service bays	per bay	50
Mini-market	Sq.Ft.	0.125
Car Washing	per Car Washed	75
Miscellaneous		
Office Buildings (gross area)	Sq.Ft.	0.1
Stores and shopping centers (gross area)	Sq.Ft.	0.1

Table A Continued

Type of Establishment	Measurement Unit	Gallons/day
Factories/warehouses (add process wastewater)	25 gpd/employee @ 500 SF	0.05/SF
With showers (add process wastewater)	0.06/SF	
Laundromats	Per machine	580
Bowling Alleys	Per alley	
200		
Picnic Parks (restrooms only)	Person	10
Picnic Parks with showers	Person	15
Fairgrounds (based on avg. attendance)	Person	5
Assembly halls	Seat	5
Airports (based on passenger use)	Passenger	3
Churches (worship area only)	Seat	5
Theater (indoor)	Seat	3
Dinner theater	Seat	20
Catering/Banquet Hall	Person	20
Sports stadium	Seat	3
Visitor center	Visitor	5
Data Centers	0.3 gpd/kW of IT Load	
	1 employee/9,250 SF of Data Center @25gpd/employee (no showers)	
	1 customer/4,625 SF of Data Center @ 5 gpd/customer	

RESOLUTION 2017-02
Resolution Determining Connection Charges
For Connections Made or to be Made in 2017
SECAUCUS MUNICIPAL UTILITIES AUTHORITY
HUDSON COUNTY, N.J.

WHEREAS, the Secaucus Municipal Utilities Authority (the "SMUA"), a public body corporate and politic and a political subdivision of the State of New Jersey existing under and by virtue of the Municipal Utilities Authority's Law, N.J.S.A.40:14B-1, et seq., is the owner and operator of sewage treatment facilities for the Town of Secaucus (the "Town"); and

WHEREAS, Chapters 118 and 526 of the New Jersey Laws of 1985, amending and supplementing the Municipal Utilities Authorities Law, and in particular N.J.S.A. 40:14B-22 and 23 (hereinafter referred to as "Chapters 118 and 526"), sets forth a basis for computation of a charge for connection to a sewage treatment system so that said charges may represent a fair payment towards the cost of said system; and

WHEREAS, N.J.S.A. 40:14B-22 and 40:14B-23 provide that the imposition of user charges and/or connection charges by an authority shall be the subject of public notice and a public hearing; and

WHEREAS, a proper statutory notice given on December 18, 2016 under hand of Brian Bigler, Executive Director of the Secaucus Municipal Utilities Authority, pursuant to which notice the Secaucus Municipal Utilities Authority is holding the instant public hearing to consider relevant testimony to be presented and to be made a part of the record thereof; and

WHEREAS, the Secaucus Municipal Utilities Authority intends to utilize the Connection Fee Formula and the "Gallons per unit" Table used on previous years to determine a Connection Charge based on historical data from 1996 and earlier, said Formula and Table to be as set forth in and attached to this Resolution, in accordance with Chapter 526; and

WHEREAS, the Secaucus Municipal Utilities Authority desires to set the specific connection charge per Equivalent Residential Unit for connection made or to be made in the calendar year 2017.

NOW, THEREFORE, BE IT RESOLVED BY THE BOARD OF COMMISSIONERS OF THE SECAUCUS MUNICIPAL UTILITIES AUTHORITY, as follows:

1. Subject to Secaucus Municipal Utilities Authority's response to relevant testimony presented at the instant meeting, the connection charge per Equivalent Residential Unit (ERU) for connection to the sewage treatment system of the Secaucus Municipal Utilities Authority made and to be made during the calendar year 2016 is hereby set at \$9,820.00 per ERU.
2. The basis for computation of said charge is set forth on the attached Formula, "Gallons per Unit" table, related Calculation Sheet.
3. This Resolution shall take effect immediately.

ANNUAL CALCULATION OF CONNECTION CHARGE
 JANUARY 2015
 FOR CALENDER YEAR 2017

I.	<u>Property, Plant & Equipment, Year End =</u>	59,066,966
A.	Prior Years' Adjustments (-)	(5,347,251)
A.1	Current Year's Adjustments (+) (-)	
B.	SMUA Direct Investment, if any (+)	
C.	Net Property Plant & Equipment	53,719,715
II.	<u>Construction Fund Balance, Year End =</u>	
D.	Prior Years' Adjustments (-)	
E.	Cumulative Const. Fund Interest (-)	
F.	Net Construction Fund	
III.	<u>Priors Years' Adjustments</u>	
G.	(Bond Discounts & Funds) (+)	1,775,098
H.	Latest Year Bond Discounts & Funds (+)	
I.	Total Bond Discounts & Funds	
IV.	<u>Prior Years' Debt Issued = (-)</u>	(42,305,251)
J.	Latest Year's Debt Issued (-) 2013 NJEIT Loan	52,193
	2010\2013 NJEIT Loan funds due to be received (+)	
K.		(42,253,058)
K.	Total Debt Issued (-)	
V.	<u>Prior Years' Grants Received = (-)</u>	(9,804,904)
L.	Latest Year's Grants Received (-)	
M.	Total Grants Received (-)	(9,804,904)
>>>>	Total SMUA Net Investment<<<<	3,436,851
N.	(C+F+I-K-M)	
VI.	<u>Cumulative Debt Service</u>	
O.	Prior Cumulative Debt Service (+)	79,822,457
P.	Latest Year Debt Service Payments (+)	686,039
Q.	Total Cumulative Debt Service (+)	80,508,496
R.	Total Recoverable Costs (N+Q)	83,945,347
VII.	<u>Equivalent Residential Units</u>	
S.	Latest Year Average Flow (GPD)	2,564,300
T.	Divided by: Flow per ERU (GPD)	300
U.	Estimated ERU's (S/T)	8,548
VIII.	<u>Calculation of Connection Charge</u>	
V.	Total Recoverable Costs (R)	
W.	Connection Charge per ERU (R/U)	9,820

RESOLUTION 2017-03
Resolution Determining User Charge Formula
For Properties Exempt from ad valorem Taxes
And User Charge to be in effect for 2017
SECAUCUS MUNICIPAL UTILITIES AUTHORITY
HUDSON COUNTY N.J.

WHEREAS, the Secaucus Municipal Utilities Authority (the "SMUA"), a public body corporate and politic and a political subdivision of the State of New Jersey existing under and by virtue of the Municipal Utilities authorities Law, N.J.S.A. 40:14B-1, et seq., is the owner and operator of the wastewater treatment facilities for the Town of Secaucus (the "Town"); and

WHEREAS, pursuant to the Service Contract between the SMUA and the Town, dated as of March 1, 1979, as amended and supplemented (the "Service Contract"), the SMUA may charge and collect Service Charges for the connection to and use of said sewage treatment system, where required or pursuant to law, and the same, to the extent collected, shall be a credit against the Annual Service Charges otherwise payable by the Town to the SMUA under the Service Contract; and

WHEREAS, to pay the Annual service Charges to the SMUA required by the Service Contract, the Town has applied revenues from ad valorem taxes on property in the Town to said purposes; and

WHEREAS, Town officials have requested that the SMUA continue to refrain from assessing direct user charges for the use of its system, except with respect to properties exempt from ad valorem taxes, so that said properties shall bear a fair share of the cost of the use of said system, in accordance with applicable law and regulations; and

WHEREAS, applicable regulations of the United States Environmental Protection Agency require that, where user charges for sewage treatment system built in whole or in part with Federal funds are derived through imposition of ad valorem taxes, provision be made for imposing similarly calculated charges for the use of said system on properties exempt from such taxes; and

WHEREAS, N.J.S.A. 40:14B-22 and 40:14B-23 provide that the imposition of user charges or connection charges by an authority shall be the subject of public notice and a public hearing; and

WHEREAS, the SMUA desires to implement the statutory procedure for imposition of user charges to properties exempt from ad valorem property taxes, both as to implementation of a general formula and specifically for such use during 2017.

NOW, THEREFORE, BE IT RESOLVED BY THE BOARD OF COMMISSIONERS OF THE SECAUCUS MUNICIPAL UTILITIES AUTHORITY, as follows:

1. There is hereby imposed a User Charge for the use of the sewage treatment system of the SMUA by any property which is exempt from ad valorem property taxes, in whole or in part, which User Charge shall be computed by drawing from the annual audited financial statements of the SMUA for the preceding year the total amount expended or set aside by the

SMUA in said year for the following purposes, being the basis for computation of Annual Service Charges pursuant to the Service Contract:

“(a) operating, maintenance and administrative expenses of the Authority.

(b) Debt service requirements on ...any obligations of the Authority (whether bonds, bond anticipation bonds, or notes)...

(c) Other payments of amounts (including amounts necessary to meet the Authority’s rate covenant contained in Section 6.01 of the Trust Agreement and amounts required to be paid by the Authority to any bond issuer, or issuer of a surety bond to secure a Debt Service Reserve Fund) required by the terms of any bond resolution adopted by the Authority pursuant to resolution adopted by the Authority under which any of the obligations described in part (b)...are issued, provided, however, that no more than 1/5 of the amount due to any reserve fund established under the Trust Reserve Fund and amounts required to be insured, or issuer of a surety bond to secure a Debt Service Reserve Fund, shall be included in the Annual Service Charge in each year.” And by dividing said amount, by the total amount of treated sewage flow to the sewage treatment facility for the preceding year, determined and certified in writing by the Consulting Engineer to the SMUA and expressed in “Billing Units” as hereinafter defined.

2. The resulting charge per Billing Unit shall be multiplied by the total water consumption for each property. Said charges shall be estimated and billed to the property owner by the SMUA annually, and may be adjusted annually at the option of the property owner or of the SMUA, based on relevant and cogent proof of actual water consumption.

3. The SMUA may require relevant and cogent proof of water consumption by submission of water bills, and in the absence of submission of same may charge and collect such charges as it may deem reasonable, based on the flow determined in accordance with Table A (attached), whichever shall produce the greater charge.

4. The user charge for 2017 for properties exempt for ad valorem taxes, or paying reduced amounts of such taxes by reason of the abatement thereof, shall be as follows:

-Operating maintenance and administration

Expense 2015

-Debt Service and payments to the Reserve for

Repair and Replacement Fund for 2015

-Total flow in units of 100 cubic feet

-User charge per 100 cubic feet of water consumption

5. The user charge shall be revised annually, as soon as may be practicable after the necessary figures are made available by the auditors and engineers to the Authority.

6. The user charge for 2017 shall be \$3.66/100 cubic feet of water consumption.

SMUA
USER FEE CALCULATION
December 31, 2015
For 2017 Rates

Operating maintenance, administration And capital additions expenses, 2015	\$3,891,914
Debt Service and payments to Reserve for Repair and Replacement, 2015	<u>697,909</u>
	4,589,823
Total flow in units of 100 Cu. Ft.	<u>1,252.749</u>
User Fee	<u>\$ 3.66</u>

AUTHORITY CONTACT INFORMATION 2018

Please complete the following information regarding this Authority. All information requested below must be completed.

Name of Authority:	Secaucus Municipal Utilities Authority		
Federal ID Number:	22-2258859		
Address:	1100 Koelle Boulevard		
City, State, Zip:	Secaucus	NJ	07094
Phone: (ext.)	201-330-2089	Fax:	201-617-5910

Preparer's Name:	William Katchen, CPA		
Preparer's Address:	Suite 303, 596 Anderson Avenue		
City, State, Zip:	Cliffside Park	NJ	07010
Phone: (ext.)	201-943-4449	Fax:	201-943-5099
E-mail:	bill@katchencpa.com		

Chief Executive Officer:	Brian Bigler		
Phone: (ext.)	201-330-2089	Fax:	201-617-5910
E-mail:	bbigler@secaucus.net		

Chief Financial Officer:	Brian Bigler		
Phone: (ext.)	201-330-2089	Fax:	201-617-5910
E-mail:	bbigler@secaucus.net		

Name of Auditor:	Steven Wielkotz		
Name of Firm:	Ferraioli, Wielkotz, Cerullo and Cuva		
Address:	401 Wanaque Avenue		
City, State, Zip:	Pompton Lakes	NJ	07442
Phone: (ext.)	973-835-7900	Fax:	973-835-6631
E-mail:	swielkotz@fwcc-cpa.com		

AUTHORITY INFORMATIONAL QUESTIONNAIRE

Secaucus Municipal Utilities Authority

FISCAL YEAR: FROM: 1/1/2018 TO: 12/31/2018

Answer all questions below completely and attach additional information as required.

- 1) Provide the number of individuals employed in (Use Most Recent W-3 Available 2016 or 2017) as reported on the Authority's Form W-3, Transmittal of Wage and Tax Statements: 25
- 2) Provide the amount of total salaries and wages as reported on the Authority's Form W-3, (Use Most Recent W-3 Available 2016 or 2017) Transmittal of Wage and Tax Statements: \$1,399,973
- 3) Provide the number of regular voting members of the governing body: 5
- 4) Provide the number of alternate voting members of the governing body: 0
- 5) Did any person listed on Page N-4 have a family or business relationship with any other person listed on Page N-4 during the current fiscal year? No *If "yes," attach a description of the relationship including the names of the individuals involved and their positions at the Authority.*
- 6) Did all individuals that were required to file a Financial Disclosure Statement for the current fiscal year (Most Recent Filing that March 31, 2017 or 2018 deadline has passed 2017 or 2018) because of their relationship with the Authority file the form as required? (Checked to see if individuals actually filed at <http://www.state.nj.us/dca/divisions/dlgs/resources/fds.html> before answering) Yes **If "no,"** provide a list of those individuals who failed to file a Financial Disclosure Statement and an explanation as to the reason for their failure to file.
- 7) Does the Authority have any amounts receivable from current or former commissioners, officers, key employees or highest compensated employees? No *If "yes," attach a list of those individuals, their position, the amount receivable, and a description of the amount due to the Authority.*
- 8) Was the Authority a party to a business transaction with one of the following parties:
 - a. A current or former commissioner, officer, key employee, or highest compensated employee? No
 - b. A family member of a current or former commissioner, officer, key employee, or highest compensated employee? No
 - c. An entity of which a current or former commissioner, officer, key employee, or highest compensated employee (or family member thereof) was an officer or direct or indirect owner? No*If the answer to any of the above is "yes," attach a description of the transaction including the name of the commissioner, officer, key employee, or highest compensated employee (or family member thereof) of the Authority; the name of the entity and relationship to the individual or family member; the amount paid; and whether the transaction was subject to a competitive bid process.*
- 9) Did the Authority during the most recent fiscal year pay premiums, directly or indirectly, on a personal benefit contract? A personal benefit contract is generally any life insurance, annuity, or endowment contract that benefits, directly or indirectly, the transferor, a member of the transferor's family, or any other person designated by the transferor. No *If "yes," attach a description of the arrangement, the premiums paid, and indicate the beneficiary of the contract.*
- 10) Explain the Authority's process for determining compensation for all persons listed on Page N-4. Include whether the Authority's process includes any of the following: 1) review and approval by the commissioners or a committee thereof; 2) study or survey of compensation data for comparable positions in similarly sized entities; 3) annual or periodic performance evaluation; 4) independent compensation consultant; and/or 5) written employment contract. **Attach a narrative of your Authority's procedures for all employees.**
- 11) Did the Authority pay for meals or catering during the current fiscal year? No *If "yes," attach a detailed list of all meals and/or catering invoices for the current fiscal year and provide an explanation for each expenditure listed.*

- 12) Did the Authority pay for travel expenses for any employee or individual listed on Page N-4? Yes *If "yes," attach a detailed list of all travel expenses for the current fiscal year and provide an explanation for each expenditure listed.*
- 13) Did the Authority provide any of the following to or for a person listed on Page N-4 or any other employee of the Authority:
- a. First class or charter travel No
 - b. Travel for companions No
 - c. Tax indemnification and gross-up payments No
 - d. Discretionary spending account No
 - e. Housing allowance or residence for personal use No
 - f. Payments for business use of personal residence No
 - g. Vehicle/auto allowance or vehicle for personal use Yes -Executive Director is on call 24 hours, personal use is included in his W-2.
 - h. Health or social club dues or initiation fees No
 - i. Personal services (i.e.: maid, chauffeur, chef) No
- If the answer to any of the above is "yes," attach a description of the transaction including the name and position of the individual and the amount expended.*
- 14) Did the Authority follow a written policy regarding payment or reimbursement for expenses incurred by employees and/or commissioners during the course of Authority business and does that policy require substantiation of expenses through receipts or invoices prior to reimbursement? Yes *If "no," attach an explanation of the Authority's process for reimbursing employees and commissioners for expenses. (If your authority does not allow for reimbursements indicate that in answer)*
- 15) Did the Authority make any payments to current or former commissioners or employees for severance or termination? No *If "yes," attach explanation including amount paid.*
- 16) Did the Authority make any payments to current or former commissioners or employees that were contingent upon the performance of the Authority or that were considered discretionary bonuses? No *If "yes," attach explanation including amount paid.*
- 17) Did the Authority comply with its Continuing Disclosure Agreements for all debt issuances outstanding by submitting its audited annual financial statements, annual operating data, and notice of material events to the Municipal Securities Rulemaking Board's Electronic Municipal Marketplace Access (EMMA) as required? Yes *If "no," attach a description of the Authority's plan to ensure compliance with its Continuing Disclosure Agreements in the future.*
- 18) Did the Authority receive any notices from the Department of Environmental Protection or any other entity regarding maintenance or repairs required to the Authority's systems to bring them into compliance with current regulations and standards that it has not yet taken action to remediate? No *If "yes," attach explanation as to why the Authority has not yet undertaken the required maintenance or repairs and describe the Authority's plan to address the conditions identified.*
- 19) Did the Authority receive any notices of fines or assessments from the Department of Environmental Protection or any other entity due to noncompliance with current regulations (i.e.: sewer overflow, etc.)? No *If "yes," attach a description of the event or condition that resulted in the fine or assessment and indicate the amount of the fine or assessment.*

Secaucus Municipal Utilities Authority

N-3, Question 12

Individual	Conference	Date	Cost
Executive Director	AEA/NJLDM/JIF Atlantic City	11/16	1,093
Executive Director	NJWEA Atlantic City	5/17	1,041
Executive Director	NACWA St. Louis	6/17	1,549
Executive Director	WEFTEC Chicago	10/17	2,715
Superintendent	NJWEA Atlantic City	5/17	824
Superintendent	WEFTEC Chicago	10/17	2,400

AUTHORITY SCHEDULE OF COMMISSIONERS, OFFICERS, KEY EMPLOYEES,
HIGHEST COMPENSATED EMPLOYEES AND INDEPENDENT CONTRACTORS
Secaucus Municipal Utilities Authority
(Name)

FISCAL
YEAR:

FROM:1/1/2018

TO:12/31/2018

Complete the attached table for all persons required to be listed per #1-4 below.

- 1) List all of the Authority's current commissioners and officers and amount of compensation from the Authority and any other public entities as defined below. Enter zero if no compensation was paid.
- 2) List all of the Authority's key employees and highest compensated employees other than a commissioner or officer as defined below and amount of compensation from the Authority and any other public entities.
- 3) List all of the Authority's former officers, key employees and highest compensated employees who received more than \$100,000 in reportable compensation from the Authority and any other public entities during the most recent fiscal year completed.
- 4) List all of the Authority's former commissioners who received more than \$10,000 in reportable compensation from the Authority and any other public entities during the most recent fiscal year completed.

Commissioner: A member of the governing body of the authority with voting rights. Include alternates for purposes of this schedule.

Officer: A person elected or appointed to manage the authority's daily operations at any time during the year, such as the chairperson, vice-chairperson, secretary, or treasurer. For the purposes of this schedule, treat the authority's top management official and top financial official as officers. A member of the governing body may be both a commissioner and an officer for the purposes of this schedule.

Key employee: An employee or independent contractor of the authority (other than a commissioner or officer) who meets both of the following criteria:

- a) The individual received reportable compensation from the authority and other public entities in excess of \$150,000 for the most recent fiscal year completed; and
- b) The individual has responsibilities or influence over the authority as a whole or has power to control or determine 10% or more of the authority's capital expenditures or operating budget.

Highest compensated employee: One of the five highest compensated employees or independent contractors of the authority other than current commissioners, officers, or key employees whose aggregate reportable compensation from the authority and other public entities is greater than \$100,000 for the most recent fiscal year completed.

Compensation: All forms of cash and non-cash payments or benefits provided in exchange for services, including salaries and wages, bonuses, severance payments, deferred payments, retirement benefits, fringe benefits, and other financial arrangements or transactions such as personal vehicles, meals, housing, personal and family education benefits, below-market loans, payment of personal or family travel, entertainment, and personal use of the Authority's property. Compensation includes payments and other benefits provided to both employees and independent contractors in exchange for services.

Reportable compensation: (Use the Most Recent W-2 available 2017 or 2018. The aggregate compensation that is reported (or is required to be reported) on Form W-2, box 1 or 5, whichever amount is greater, and/or Form 1099-MISC, box 7, for the most recent calendar year ended 60 days before the start of the proposed budget year. For example, for fiscal years ending December 31, 2018, the most recent W-2 and 1099 should be used 2017 or 2016 (60 days prior to start of budget year is November 1, 2017, with 2016 being the most recent calendar year ended), and for fiscal years ending June 30, 2018, the calendar year 2017 W-2 and 1099 should be used (60 days prior to start of budget year is May 1, 2017, with 2017 being the most recent calendar year ended).

Other Public Entity: Any municipality, county, local authority, fire district, or other government unit, regardless of whether it is related in any way to the Authority either by function or by physical location.

Authority Schedule of Commissioners, Officers, Key Employees, Highest Compensated Employees and Independent Contractors (Continued)

For the Period January 1, 2018 to December 31, 2018

Sacajaw Municipal Utilities Authority to December 31, 2018

Reportable Compensation from Authority (W-2/1099)

Name	Title	Average Hours per Week Dedicated to Position	Position (Can check more than 1 Column for each person)			Reportable Compensation from Authority (W-2/1099)		Other (auto allowance, expense account, payment in lieu of health benefits, etc.)	Estimated amount of other compensation from the Authority (health benefits, pension, etc.)	Total Compensation from Authority	Names of Other Public Entities where (individual is an Employee or Member of the Governing Body See note below	Average Hours per Week Dedicated to Positions at Other Public Entities Listed in Column G	Estimated amount of other compensation from Other Public Entities (health benefits, pension, payment in lieu of health benefits, etc.)	Total Compensation All Public Entities
			Commissioner	Officer	Highest Compensated Employee	Former	Base Salary/ Stipend							
1 Fred Vogel	Chairperson		X						\$ -	None			\$ -	
2 Jorge Cardenas	Vice Chairperson		X						0	None			0	
3 Mark Moloughney	Treasurer		X						0	None			0	
4 George Schoenrock	Secretary		X						0	None			0	
5 Raymond Speltmeyer	Commissioner		X						0	None			0	
6 Brian Bigler	Executive Director	40						151,189	45,357	196,546	NJUA IIF Fund Commissioner	2,500	199,046	
7 Brian Beckmeyer	Superintendent	40						123,738	37,121	160,859	None		160,859	
8									0				0	
9									0				0	
10									0				0	
11									0				0	
12									0				0	
13									0				0	
14									0				0	
15									0				0	
Total:								\$ 274,927	\$ -	\$ 274,927	\$ 357,405	\$ 2,500	\$ 359,905	

(1) Insert "None" in this column for each individual that does not hold a position with another Public Entity

Schedule of Health Benefits - Detailed Cost Analysis

Secaucus Municipal Utilities Authority
For the Period January 1, 2018 to December 31, 2018

	# of Covered Members (Medical & Rx) Proposed Budget	Annual Cost		# of Covered Members (Medical & Rx) Current Year	Annual Cost		Total Prior year Year Cost	\$ Increase (Decrease)	% Increase (Decrease)
		Estimate per Employee Proposed Budget	Total Cost Estimate Proposed Budget		Estimate per Employee Current Year	Total Cost Current Year			
Active Employees - Health Benefits - Annual Cost									
Single Coverage	13	\$ 12,217	\$ 158,821	13	\$ 11,861	\$ 154,193	\$ 4,628	3.0%	
Parent & Child	1	21,869	21,869	1	21,232	21,232	637	3.0%	
Employee & Spouse (or Partner)	2	24,434	48,868	2	23,722	47,444	1,424	3.0%	
Family	6	34,086	204,516	6	33,093	198,558	5,958	3.0%	
Employee Cost Sharing Contribution (enter as negative -)			(78,800)			(76,596)	(2,204)	2.9%	
Subtotal	22		355,274	22		344,831	10,443	3.0%	
Commissioners - Health Benefits - Annual Cost									
Single Coverage			-			-	-	#DIV/0!	
Parent & Child			-			-	-	#DIV/0!	
Employee & Spouse (or Partner)			-			-	-	#DIV/0!	
Family			-			-	-	#DIV/0!	
Employee Cost Sharing Contribution (enter as negative -)			-			-	-	#DIV/0!	
Subtotal	0		-	0		-	-	#DIV/0!	
Retirees - Health Benefits - Annual Cost									
Single Coverage	1	17,236	17,236	1	16,734	16,734	502	3.0%	
Parent & Child			-			-	-	#DIV/0!	
Employee & Spouse (or Partner)			-			-	-	#DIV/0!	
Family			-			-	-	#DIV/0!	
Employee Cost Sharing Contribution (enter as negative -)			-			-	-	#DIV/0!	
Subtotal	1		17,236	1		16,734	502	3.0%	
GRAND TOTAL	23		\$ 372,510	23		\$ 361,565	\$ 10,945	3.0%	

Is medical coverage provided by the SHBP (Yes or No)? (Place Answer in Box)

Yes or No

Is prescription drug coverage provided by the SHBP (Yes or No)? (Place Answer in Box)

Yes or No

Note: Remember to Enter an amount in rows for Employee Cost Sharing

Schedule of Accumulated Liability for Compensated Absences

Secaucus Municipal Utilities Authority
 For the Period January 1, 2018 to December 31, 2018

Complete the below table for the Authority's accrued liability for compensated absences.

X Box if Authority has no Compensated Absences

*Legal Basis for Benefit
(check applicable items)*

Individuals Eligible for Benefit	Gross Days of Accumulated Compensated Absences at End of Last Issued Audit Report	Dollar Value of Accrued Compensated Absence Liability	Approved Labor Agreement	Resolution	Individual Employment Agreement
See Attached Schedule		\$ 71,182	X	X	
Total liability for accumulated compensated absences at beginning of current year		<u>\$ 71,182</u>			

The total Amount Should agree to most recently issued audit report for the Authority

COMPENSATED BALANCES 12/31/16

Employee	1/2 Sick Hours	Vacation Hours	Compensatory Hours	Total Hours	Hourly Rate	Total Value	Notes
Acevedo, Katherine	116.50	57.50	24.00	198.00	\$22.4683	\$4,448.72	
Baer, John	0.00	0.00	30.50	30.50	\$22.6373	\$690.44	
Beckmeyer, Brian	90.50	0.00	0.00	90.50	\$56.6498	\$5,126.81	
Bigler, Brian	541.75	16.00	0.00	557.75	\$72.2308	\$40,286.73	
Bronowich, Steven	40.00	32.00	0.00	72.00	\$41.6670	\$3,000.02	
Clynes, Christopher	28.75	0.00	0.00	28.75	\$32.9110	\$946.19	
Franks, Alan	18.63	0.00	0.00	18.63	\$30.9110	\$575.87	
Joehnk, Thomas	76.38	0.00	24.00	100.38	\$17.3890	\$1,745.51	
Lewis, Charlie	0.00	0.00	2.75	2.75	\$16.8893	\$46.45	Lost 4.00 hours Vacation
Logan, Sean	0.00	0.00	71.75	71.75	\$17.5508	\$1,259.27	
Marchese, Joseph	132.38	16.00	53.50	201.88	\$17.5508	\$3,543.16	
Nielsen, Niels	0.00	0.00	19.00	19.00	\$36.6727	\$696.78	
Norton, Kevin	0.00	0.00	0.00	0.00	\$29.8310	\$0.00	
Paparazzo, Michael	7.88	0.00	0.00	7.88	\$23.1905	\$182.74	
Pollack, Paul	0.00	0.00	0.00	0.00	\$15.5978	\$0.00	
Prestimonico, Joseph	0.00	0.00	0.00	0.00	\$16.8893	\$0.00	
Purcell, Laurie	23.75	0.00	15.75	39.50	\$20.2314	\$799.14	
Santorelli, Michael	14.00	8.00	0.00	22.00	\$14.9037	\$327.88	
Scheondorf, Joseph	0.00	1.25	0.00	1.25	\$26.5958	\$33.24	
Smentkowski, Anthony	227.13	0.00	0.00	227.13	\$21.0643	\$4,784.33	
Smentkowski, Luke	80.25	0.00	0.25	80.50	\$21.2473	\$1,710.41	
Stamm, Thomas	0.00	0.00	0.00	0.00	\$30.9110	\$0.00	
Suppa, Victor	0.00	24.00	3.00	27.00	\$29.2918	\$790.88	
Wilkes, Thomas	0.00	0.00	12.00	12.00	\$15.5978	\$187.17	
						\$71,181.75	

Schedule of Shared Service Agreements

Secaucus Municipal Utilities Authority
 For the Period January 1, 2018 to December 31, 2018

Enter the shared service agreements that the Authority currently engages in and identify the amount that is received/paid for those services.

Name of Entity Providing Service	Name of Entity Receiving Service	Type of Shared Service Provided	Comments (Enter more specifics if needed)	Agreement Effective Date	Agreement End Date	Amount to be Received by/ Paid from Authority
Bergen County MUA	Secaucus MUA	NJ Harbor Discharge Group				
Bergen County MUA	Secaucus MUA	Energy Acquisition				

If No Shared Services X this Box

2018 AUTHORITY BUDGET

Financial Schedules Section

Revenue Schedule

Secaucus Municipal Utilities Authority

For the Period January 1, 2018 to December 31, 2018

	FY 2018 Proposed Budget						Total All	FY 2017 Adopted	\$ Increase (Decrease) Proposed vs. Adopted	% Increase (Decrease) Proposed vs. Adopted
	Operation #1	Operation #2	N/A	N/A	N/A	N/A	Operations	Total All Operations	All Operations	All Operations
OPERATING REVENUES										
<i>Service Charges</i>										
Residential							\$ -	\$ -	\$ -	#DIV/0!
Business/Commercial							-	-	-	#DIV/0!
Industrial							-	-	-	#DIV/0!
Intergovernmental	3,209,832						3,209,832	3,470,305	(260,473)	-7.5%
Other							-	-	-	#DIV/0!
Total Service Charges	3,209,832						3,209,832	3,470,305	(260,473)	-7.5%
<i>Connection Fees</i>										
Residential							-	-	-	#DIV/0!
Business/Commercial							-	-	-	#DIV/0!
Industrial							-	-	-	#DIV/0!
Intergovernmental							-	-	-	#DIV/0!
Other	836,000						836,000	300,000	536,000	178.7%
Total Connection Fees	836,000						836,000	300,000	536,000	178.7%
<i>Parking Fees</i>										
Meters							-	-	-	#DIV/0!
Permits							-	-	-	#DIV/0!
Fines/Penalties							-	-	-	#DIV/0!
Other							-	-	-	#DIV/0!
Total Parking Fees							-	-	-	#DIV/0!
<i>Other Operating Revenues (List)</i>										
Type In (Grant, Other Rev)							-	-	-	#DIV/0!
Type In (Grant, Other Rev)							-	-	-	#DIV/0!
Type In (Grant, Other Rev)							-	-	-	#DIV/0!
Type In (Grant, Other Rev)							-	-	-	#DIV/0!
Type In (Grant, Other Rev)							-	-	-	#DIV/0!
Type In (Grant, Other Rev)							-	-	-	#DIV/0!
Type In (Grant, Other Rev)							-	-	-	#DIV/0!
Type In (Grant, Other Rev)							-	-	-	#DIV/0!
Type In (Grant, Other Rev)							-	-	-	#DIV/0!
Type In (Grant, Other Rev)							-	-	-	#DIV/0!
Total Other Revenue							-	-	-	#DIV/0!
Total Operating Revenues	4,045,832						4,045,832	3,770,305	275,527	7.3%
NON-OPERATING REVENUES										
<i>Other Non-Operating Revenues (List)</i>										
Misc. Income including Insurance div.	15,000						15,000	10,256	4,744	46.3%
Type In							-	-	-	#DIV/0!
Type In							-	-	-	#DIV/0!
Type In							-	-	-	#DIV/0!
Type In							-	-	-	#DIV/0!
Type In							-	-	-	#DIV/0!
Total Other Non-Operating Revenue	15,000						15,000	10,256	4,744	46.3%
<i>Interest on Investments & Deposits (List)</i>										
Interest Earned							2,500	1,500	1,000	66.7%
Penalties							-	-	-	#DIV/0!
Other							-	-	-	#DIV/0!
Total Interest	2,500						2,500	1,500	1,000	66.7%
Total Non-Operating Revenues	17,500						17,500	11,756	5,744	48.9%
TOTAL ANTICIPATED REVENUES	\$ 4,063,332	\$ -	\$ -	\$ -	\$ -	\$ -	\$ 4,063,332	\$ 3,782,061	\$ 281,271	7.4%

Prior Year Adopted Revenue Schedule

Secaucus Municipal Utilities Authority

	<i>FY 2017 Adopted Budget</i>					Total All Operations
	Operation #1	#2	N/A	N/A	N/A	
OPERATING REVENUES						
<i>Service Charges</i>						
Residential						\$ -
Business/Commercial						-
Industrial						-
Intergovernmental	3,470,305					3,470,305
Other						-
Total Service Charges	3,470,305	-	-	-	-	3,470,305
<i>Connection Fees</i>						
Residential						-
Business/Commercial						-
Industrial						-
Intergovernmental						-
Other	300,000					300,000
Total Connection Fees	300,000	-	-	-	-	300,000
<i>Parking Fees</i>						
Meters						-
Permits						-
Fines/Penalties						-
Other						-
Total Parking Fees	-	-	-	-	-	-
<i>Other Operating Revenues (List)</i>						
Type In (Grant, Other Rev)						-
Type In (Grant, Other Rev)						-
Type In (Grant, Other Rev)						-
Type In (Grant, Other Rev)						-
Type In (Grant, Other Rev)						-
Type In (Grant, Other Rev)						-
Type In (Grant, Other Rev)						-
Type In (Grant, Other Rev)						-
Type In (Grant, Other Rev)						-
Type In (Grant, Other Rev)						-
Type In (Grant, Other Rev)						-
Type In (Grant, Other Rev)						-
Total Other Revenue	-	-	-	-	-	-
Total Operating Revenues	3,770,305	-	-	-	-	3,770,305
NON-OPERATING REVENUES						
<i>Other Non-Operating Revenues (List)</i>						
Misc. income including insurance div.	10,256					10,256
Type In						-
Type In						-
Type In						-
Type In						-
Type In						-
Total Non-Operating Revenues	10,256	-	-	-	-	10,256
<i>Interest on Investments & Deposits</i>						
Interest Earned	1,500					1,500
Penalties						-
Other						-
Total Interest	1,500	-	-	-	-	1,500
Total Non-Operating Revenues	11,756	-	-	-	-	11,756
TOTAL ANTICIPATED REVENUES	\$ 3,782,061	\$ -	\$ -	\$ -	\$ -	\$ 3,782,061

Appropriations Schedule

Secaucus Municipal Utilities Authority

For the Period January 1, 2018 to December 31, 2018

	FY 2018 Proposed Budget						FY 2017 Adopted Budget	\$ Increase (Decrease) Proposed vs. Adopted	% Increase (Decrease) Proposed vs. Adopted
	Operation				Total All Operations		Total All Operations	All Operations	All Operations
	Operation #1	#2	N/A	N/A	N/A	N/A			
OPERATING APPROPRIATIONS									
<i>Administration - Personnel</i>									
Salary & Wages	\$ 251,945					\$ 251,945	\$ 240,303	\$ 11,642	4.8%
Fringe Benefits	130,000					130,000	125,000	5,000	4.0%
Total Administration - Personnel	581,945					581,945	565,303	16,642	4.6%
<i>Administration - Other (List)</i>									
Legal	100,000					100,000	100,000	-	0.0%
Accounting and Auditing	43,000					43,000	43,000	-	0.0%
Trustee Fees	12,000					12,000	12,000	-	0.0%
NJET Fees	6,000					6,000	6,000	-	0.0%
Miscellaneous Administration*	79,000					79,000	79,800	-	0.0%
Total Administration - Other	240,000					240,000	240,000	-	0.0%
Total Administration	621,945					621,945	605,303	16,642	2.7%
<i>Cost of Providing Services - Personnel</i>									
Salary & Wages	1,343,306					1,343,306	1,149,697	193,609	16.8%
Fringe Benefits	675,000					675,000	655,000	20,000	3.1%
Total COPS - Personnel	2,018,306					2,018,306	1,804,697	213,609	11.8%
<i>Cost of Providing Services - Other (List)</i>									
Utilities	320,000					320,000	343,000	(23,000)	-6.7%
Sludge Disposal	300,000					300,000	285,000	15,000	5.3%
Insurance, Permits	178,000					178,000	178,000	-	0.0%
Repairs, Maint. Supplies and Engineering	612,500					612,500	627,500	(15,000)	-2.4%
Miscellaneous COPS*	395,000					395,000	395,000	-	0.0%
Total COPS - Other	1,805,500					1,805,500	1,828,500	(23,000)	-1.3%
Total Cost of Providing Services	3,823,806					3,823,806	3,633,197	190,609	5.2%
Total Principal Payments on Debt Service in Lieu of Depreciation	80,837					80,837	635,807	(554,970)	-87.3%
Total Operating Appropriations	4,526,588					4,526,588	4,874,307	(347,719)	-7.1%
NON-OPERATING APPROPRIATIONS									
Total Interest Payments on Debt	20,994					20,994	42,804	(21,810)	-50.0%
Operations & Maintenance Reserve						-	-	-	#DIV/0!
Renewal & Replacement Reserve	15,750					15,750	265,750	(250,000)	-94.1%
Municipality/County Appropriation						-	-	-	#DIV/0!
Other Reserves						-	-	-	#DIV/0!
Total Non-Operating Appropriations	36,744					36,744	307,754	(271,010)	-88.1%
TOTAL APPROPRIATIONS	4,563,332					4,563,332	5,182,061	(618,729)	-11.9%
ACCUMULATED DEFICIT									
TOTAL APPROPRIATIONS & ACCUMULATED DEFICIT	4,563,332					4,563,332	5,182,061	(618,729)	-11.9%
UNRESTRICTED NET POSITION UTILIZED									
Municipality/County Appropriation						-	-	-	#DIV/0!
Other	500,000					500,000	1,400,000	(900,000)	-64.3%
Total Unrestricted Net Position Utilized	500,000					500,000	1,400,000	(900,000)	-64.3%
TOTAL NET APPROPRIATIONS	\$ 4,063,332	\$ -	\$ -	\$ -	\$ -	\$ 4,063,332	\$ 3,782,061	\$ 281,271	7.4%

* Miscellaneous line items may not exceed 5% of total operating appropriations shown below. If amount in miscellaneous is greater than the amount shown below, then the line item must be itemized above.

5% of Total Operating Appropriations \$ 226,329.40 \$ - \$ - \$ - \$ - \$ - \$ 226,329.40

Prior Year Adopted Appropriations Schedule

Secaucus Municipal Utilities Authority

FY 2017 Adopted Budget

	Operation						Total All Operations
	Operation #1	#2	N/A	N/A	N/A	N/A	
OPERATING APPROPRIATIONS							
<i>Administration - Personnel</i>							
Salary & Wages	\$ 240,303						\$ 240,303
Fringe Benefits	125,000						125,000
Total Administration - Personnel	365,303	-	-	-	-	-	365,303
<i>Administration - Other (List)</i>							
Legal	100,000						100,000
Accounting and Auditing	43,000						43,000
Trustee Fees	12,000						12,000
NJET Fees	6,000						6,000
Miscellaneous Administration*	79,000						79,000
Total Administration - Other	240,000	-	-	-	-	-	240,000
Total Administration	605,303	-	-	-	-	-	605,303
<i>Cost of Providing Services - Personnel</i>							
Salary & Wages	1,149,697						1,149,697
Fringe Benefits	655,000						655,000
Total COPS - Personnel	1,804,697	-	-	-	-	-	1,804,697
<i>Cost of Providing Services - Other (List)</i>							
Utilities	343,000						343,000
Sludge Disposal	285,000						285,000
Insurance, Permits	178,000						178,000
Repairs, Maint. Supplies and Engineering	627,500						627,500
Miscellaneous COPS*	395,000						395,000
Total COPS - Other	1,828,500	-	-	-	-	-	1,828,500
Total Cost of Providing Services	3,633,197	-	-	-	-	-	3,633,197
Total Principal Payments on Debt Service in Lieu of Depreciation	635,807	-	-	-	-	-	635,807
Total Operating Appropriations	4,874,307	-	-	-	-	-	4,874,307
NON-OPERATING APPROPRIATIONS							
Total Interest Payments on Debt	42,004	-	-	-	-	-	42,004
Operations & Maintenance Reserve							-
Renewal & Replacement Reserve	265,750						265,750
Municipality/County Appropriation							-
Other Reserves							-
Total Non-Operating Appropriations	307,754	-	-	-	-	-	307,754
TOTAL APPROPRIATIONS	5,182,061	-	-	-	-	-	5,182,061
ACCUMULATED DEFICIT							-
TOTAL APPROPRIATIONS & ACCUMULATED DEFICIT	5,182,061	-	-	-	-	-	5,182,061
UNRESTRICTED NET POSITION UTILIZED							
Municipality/County Appropriation							-
Other	1,400,000						1,400,000
Total Unrestricted Net Position Utilized	1,400,000	-	-	-	-	-	1,400,000
TOTAL NET APPROPRIATIONS	\$ 3,782,061	\$ -	\$ -	\$ -	\$ -	\$ -	\$ 3,782,061

* Miscellaneous line items may not exceed 5% of total operating appropriations shown below. If amount in miscellaneous is greater than the amount shown below, then the line item must be itemized above.

5% of Total Operating Appropriations \$ 243,715.35 \$ - \$ - \$ - \$ - \$ - \$ 243,715.35

Debt Service Schedule - Principal

Secaucus Municipal Utilities Authority

If Authority has no debt X this box

Fiscal Year Ending in

	Adopted Budget Year 2017	Proposed Budget Year 2018	<i>Fiscal Year Ending in</i>							Total Principal Outstanding
			2019	2020	2021	2022	2023	Thereafter		
<i>Operation #1</i>										
2010 Bonds	\$ 555,000	\$ -								\$ -
2010 NJEIT	64,909	64,909	69,909	69,909	69,909	74,908	74,909	539,362		963,815
2013 NJEIT	15,898	15,928	15,968	16,022	16,087	16,164	16,250	163,783		260,202
Type in Issue Name										-
Total Principal	635,807	80,837	85,877	85,931	85,996	91,072	91,159	703,145		1,224,017
<i>Operation #2</i>										
Type in Issue Name										-
Type in Issue Name										-
Type in Issue Name										-
Type in Issue Name										-
Total Principal	-	-	-	-	-	-	-	-		-
<i>N/A</i>										
Type in Issue Name										-
Type in Issue Name										-
Type in Issue Name										-
Type in Issue Name										-
Total Principal	-	-	-	-	-	-	-	-		-
<i>N/A</i>										
Type in Issue Name										-
Type in Issue Name										-
Type in Issue Name										-
Type in Issue Name										-
Total Principal	-	-	-	-	-	-	-	-		-
<i>N/A</i>										
Type in Issue Name										-
Type in Issue Name										-
Type in Issue Name										-
Type in Issue Name										-
Total Principal	-	-	-	-	-	-	-	-		-
<i>N/A</i>										
Type in Issue Name										-
Type in Issue Name										-
Type in Issue Name										-
Type in Issue Name										-
Total Principal	-	-	-	-	-	-	-	-		-
TOTAL PRINCIPAL ALL OPERATIONS	\$ 635,807	\$ 80,837	\$ 85,877	\$ 85,931	\$ 85,996	\$ 91,072	\$ 91,159	\$ 703,145		\$ 1,224,017

Indicate the Authority's most recent bond rating and the year of the rating by ratings service.

	<i>Moody's</i>	<i>Fitch</i>	<i>Standard & Poors</i>
Bond Rating			
Year of Last Rating			

Debt Service Schedule - Interest

Secaucus Municipal Utilities Authority

If Authority has no debt X this box

	<i>Fiscal Year Ending in</i>								Total Interest Payments Outstanding
	Adopted Budget Year 2017	Proposed Budget Year 2018	2019	2020	2021	2022	2023	Thereafter	
<i>Operation #1</i>									
2010 Bonds	\$ 19,480								\$ -
2010 NJEIT	20,775	19,275	17,775	16,375	14,625	13,576	11,975	37,726	131,327
2013 NJEIT	1,749	1,719	1,678	1,625	1,559	1,483	1,395	7,053	16,513
Type in Issue Name									-
Total Interest Payments	42,004	20,994	19,453	18,000	16,184	15,059	13,371	44,779	147,840
<i>Operation #2</i>									
Type in Issue Name									-
Type in Issue Name									-
Type in Issue Name									-
Type in Issue Name									-
Total Interest Payments	-	-	-	-	-	-	-	-	-
<i>N/A</i>									
Type in Issue Name									-
Type in Issue Name									-
Type in Issue Name									-
Type in Issue Name									-
Total Interest Payments	-	-	-	-	-	-	-	-	-
<i>N/A</i>									
Type in Issue Name									-
Type in Issue Name									-
Type in Issue Name									-
Type in Issue Name									-
Total Interest Payments	-	-	-	-	-	-	-	-	-
<i>N/A</i>									
Type in Issue Name									-
Type in Issue Name									-
Type in Issue Name									-
Type in Issue Name									-
Total Interest Payments	-	-	-	-	-	-	-	-	-
<i>N/A</i>									
Type in Issue Name									-
Type in Issue Name									-
Type in Issue Name									-
Type in Issue Name									-
Total Interest Payments	-	-	-	-	-	-	-	-	-
TOTAL INTEREST ALL OPERATIONS	\$ 42,004	\$ 20,994	\$ 19,453	\$ 18,000	\$ 16,184	\$ 15,059	\$ 13,371	\$ 44,779	\$ 147,840

Net Position Reconciliation

Secaucus Municipal Utilities Authority
For the Period January 1, 2018 to December 31, 2018

FY 2018 Proposed Budget

	Operation						Total All Operations
	Operation #1	#2	N/A	N/A	N/A	N/A	
TOTAL NET POSITION BEGINNING OF LATEST AUDIT REPORT YEAR(1)	\$ 3,368,509						\$ 3,368,509
Less: Invested in Capital Assets, Net of Related Debt (1)	3,081,080						3,081,080
Less: Restricted for Debt Service Reserve (1)	97,664						97,664
Less: Other Restricted Net Position (1)							-
Total Unrestricted Net Position (1)	189,765	-	-	-	-	-	189,765
Less: Designated for Non-Operating Improvements & Repairs							-
Less: Designated for Rate Stabilization							-
Less: Other Designated by Resolution							-
Plus: Accrued Unfunded Pension Liability (1)	5,275,295						5,275,295
Plus: Accrued Unfunded Other Post-Employment Benefit Liability (1)							-
Plus: Estimated Income (Loss) on Current Year Operations (2)	(2,438,756)						(2,438,756)
Plus: Other Adjustments (attach schedule)							-
UNRESTRICTED NET POSITION AVAILABLE FOR USE IN PROPOSED BUDGET	3,026,304	-	-	-	-	-	3,026,304
Unrestricted Net Position Utilized to Balance Proposed Budget	500,000	-	-	-	-	-	500,000
Unrestricted Net Position Utilized in Proposed Capital Budget	500,000	-	-	-	-	-	500,000
Appropriation to Municipality/County (3)	-	-	-	-	-	-	-
Total Unrestricted Net Position Utilized in Proposed Budget	1,000,000	-	-	-	-	-	1,000,000
PROJECTED UNRESTRICTED UNDESIGNATED NET POSITION AT END OF YEAR							
Last issued Audit Report (4)	\$ 2,026,304	\$ -	\$ -	\$ -	\$ -	\$ -	\$ 2,026,304

(1) Total of all operations for this line item must agree to audited financial statements.

(2) Include budgeted and unbudgeted use of unrestricted net position in the current year's operations.

(3) Amount may not exceed 5% of total operating appropriations. See calculation below.

Maximum Allowable Appropriation to Municipality/County \$ 226,329 \$ - \$ - \$ - \$ - \$ - \$ 226,329

(4) If Authority is projecting a deficit for any operation at the end of the budget period, the Authority must attach a statement explaining its plan to reduce the deficit, including the timeline for elimination of the deficit, if not already detailed in the budget narrative section.

2018

Secaucus Municipal Utilities Authority
(Name)

AUTHORITY
CAPITAL
BUDGET/
PROGRAM

2018 CERTIFICATION OF AUTHORITY CAPITAL BUDGET/PROGRAM


Secaucus Municipal Utilities Authority
(Name)

FISCAL YEAR: **FROM:1/1/2018** **TO:12/31/2018**

It is hereby certified that the Authority Capital Budget/Program annexed hereto is a true copy of the Capital Budget/Program approved, pursuant to N.J.A.C. 5:31-2.2, along with the Annual Budget, by the governing body of the Secaucus Municipal Utilities Authority, on the 6 day of November, 2017.

OR

It is hereby certified that the governing body of the _____ Authority have elected **NOT** to adopt a Capital Budget /Program for the aforesaid fiscal year, pursuant to N.J.A.C. 5:31-2.2 for the following reason(s): _____

Officer's Signature:			
Name:	Brian Bigler		
Title:	Executive Director		
Address:	1100 Koelle Boulevard, Secaucus, NJ 07094		
Phone Number:	201-330-2089	Fax Number:	201-617-5910
E-mail address	bbigler@secaucus.net		

2018 CAPITAL BUDGET/PROGRAM MESSAGE

Secaucus Municipal Utilities Authority (Name)

FISCAL
YEAR:

FROM:1/1/2018

TO:12/31/2018

1. Has each municipality or county affected by the actions of the authority participated in the development of the capital plan and reviewed or approved the plans or projects included within the Capital Budget/Program?
No, the Board of Commissioners and staff developed the capital plan except where there was a bond or note financing supported by the Town for specific projects.

2. Has each capital project/project financing been developed from a specific capital improvement plan or report; does it include full lifecycle costs; and is it consistent with appropriate elements of Master Plans or other plans in the jurisdiction(s) served by the authority?
Work to be performed is based on need and review by the Authority staff and Engineer and as approved by the Board of Commissioners.

3. Has a long-term (10-20 years) infrastructure needs assessment or other capital plan with a horizon beyond six years been prepared?
No.

4. Describe the projected impact of the proposed capital projects, including impact on the schedule of rates, fees, and service charges and the impact on current and future year's schedules.
The proposed project will require the use of surplus that may result in increased service charges.

5. Please indicate which capital projects/project financings are being undertaken in the Metropolitan or Suburban Planning Areas as defined in the State Development and Redevelopment Plan.
None.

6. Please indicate which capital projects/project financings are being undertaken within the boundary of a State Planning Commission-designated Center and/or Endorsed Plan and if the project was included in the Plan Implementation Agenda for that Center/Endorsed Plan.
None.

Add additional sheets if necessary.

Proposed Capital Budget

Secaucus Municipal Utilities Authority
For the Period January 1, 2018 to December 31, 2018

	Estimated Total Cost	Funding Sources			
		Unrestricted Net Position Utilized	Renewal & Replacement Reserve	Debt Authorization	Other Capital Grants Sources
<i>Operation #1</i>					
Miscellaneous Improve./upgrades	\$ 500,000	\$ 500,000			
Type in Description	-				
Type in Description	-				
Type in Description	-				
Total	500,000	500,000	-	-	-
<i>Operation #2</i>					
Type in Description	-				
Type in Description	-				
Type in Description	-				
Type in Description	-				
Total	-	-	-	-	-
<i>N/A</i>					
Type in Description	-				
Type in Description	-				
Type in Description	-				
Type in Description	-				
Total	-	-	-	-	-
<i>N/A</i>					
Type in Description	-				
Type in Description	-				
Type in Description	-				
Type in Description	-				
Total	-	-	-	-	-
<i>N/A</i>					
Type in Description	-				
Type in Description	-				
Type in Description	-				
Type in Description	-				
Total	-	-	-	-	-
<i>N/A</i>					
Type in Description	-				
Type in Description	-				
Type in Description	-				
Type in Description	-				
Total	-	-	-	-	-
TOTAL PROPOSED CAPITAL BUDGET	\$ 500,000	\$ 500,000	\$ -	\$ -	\$ -

Enter brief description of up to four projects for each operation above. For operations with more than four budgeted projects, please attach additional schedules. Input total amount of all projects for the operation on single line and enter "See Attached Schedule" instead of project description.

5 Year Capital Improvement Plan

Secaucus Municipal Utilities Authority

For the Period January 1, 2018 to December 31, 2018

Fiscal Year Beginning in

	Estimated Total Cost	Current Budget					
		Year 2018	2019	2020	2021	2022	2023
<i>Operation #1</i>							
Miscellaneous Improve Upgrade	\$ 3,000,000	\$ 500,000	\$ 500,000	\$ 500,000	\$ 500,000	\$ 500,000	\$ 500,000
Type in Description	-	-					
Type in Description	-	-					
Type in Description	-	-					
Total	3,000,000	500,000	500,000	500,000	500,000	500,000	500,000
<i>Operation #2</i>							
Type in Description	-	-					
Type in Description	-	-					
Type in Description	-	-					
Type in Description	-	-					
Total	-	-	-	-	-	-	-
<i>N/A</i>							
Type in Description	-	-					
Type in Description	-	-					
Type in Description	-	-					
Type in Description	-	-					
Total	-	-	-	-	-	-	-
<i>N/A</i>							
Type in Description	-	-					
Type in Description	-	-					
Type in Description	-	-					
Type in Description	-	-					
Total	-	-	-	-	-	-	-
<i>N/A</i>							
Type in Description	-	-					
Type in Description	-	-					
Type in Description	-	-					
Type in Description	-	-					
Total	-	-	-	-	-	-	-
<i>N/A</i>							
Type in Description	-	-					
Type in Description	-	-					
Type in Description	-	-					
Type in Description	-	-					
Total	-	-	-	-	-	-	-
TOTAL	\$ 3,000,000	\$ 500,000	\$ 500,000	\$ 500,000	\$ 500,000	\$ 500,000	\$ 500,000

Project descriptions entered on Page CB-3 will carry forward to Pages CB-4 and CB-5. No need to re-enter project descriptions above.

5 Year Capital Improvement Plan Funding Sources

Secaucus Municipal Utilities Authority

For the Period January 1, 2018 to December 31, 2018

		<i>Funding Sources</i>				
		Estimated Total Cost	Unrestricted Net Position Utilized	Renewal & Replacement Reserve	Debt Authorization	Capital Grants Other Sources
<i>Operation #1</i>						
	Miscellaneous Improve.\upgrade	\$ 3,000,000	\$ 3,000,000			
	Type in Description	-				
	Type in Description	-				
	Type in Description	-				
	Total	3,000,000	3,000,000	-	-	-
<i>Operation #2</i>						
	Type in Description	-				
	Type in Description	-				
	Type in Description	-				
	Type in Description	-				
	Total	-	-	-	-	-
<i>N/A</i>						
	Type in Description	-				
	Type in Description	-				
	Type in Description	-				
	Type in Description	-				
	Total	-	-	-	-	-
<i>N/A</i>						
	Type in Description	-				
	Type in Description	-				
	Type in Description	-				
	Type in Description	-				
	Total	-	-	-	-	-
<i>N/A</i>						
	Type in Description	-				
	Type in Description	-				
	Type in Description	-				
	Type in Description	-				
	Total	-	-	-	-	-
<i>N/A</i>						
	Type in Description	-				
	Type in Description	-				
	Type in Description	-				
	Type in Description	-				
	Total	-	-	-	-	-
TOTAL		\$ 3,000,000	\$ 3,000,000	\$ -	\$ -	\$ -
	Total 5 Year Plan per CB-4	\$ 3,000,000				

- If amount is other than zero, verify that projects listed above match projects listed on CB-4.

Project descriptions entered on Page CB-3 will carry forward to Pages CB-4 and CB-5. No need to re-enter project descriptions above.