

*Authority Budget of:*

**ADOPTED COPY**

*Secaucus Municipal Utilities Authority*

RECEIVED  
MAY 15 2010

**State Filing Year**

**2020**

RECEIVED

*For the Period:*

*January 1, 2020*

*to*

*December 31, 2020*

[secaucusmua.org](http://secaucusmua.org)

Authority Web Address

**APPROVED COPY**



*Division of Local Government Services*

**RESOLUTION OF THE COMMISSIONERS OF THE SECAUCUS  
MUNICIPAL UTILITIES AUTHORITY APPROVING THE LATE FILING OF  
THE 2020 BUDGET  
2019-11-12c**

**Whereas**, the Secaucus Municipal Utilities Authority is required to submit their approved Budget 60 days prior to the start of their fiscal year to the State of New Jersey, and;

**Whereas**, the Budget preparation was delayed until the Authority was able to reasonably determine amounts of insurance and health benefit expense, and;

**Whereas**, the Authority has estimated the amounts of the insurance and health benefit expenses required to be included in the proposed budget.

**Now Therefore Be It Resolved** by the Commissioners of the Secaucus Municipal Utilities Authority approving the late filing of the 2020 Budget.

	Y	N	A	O
② Cardenas	✓			
Manderano	✓			
Schoenrock	✓			
① Spellmeyer	✓			
Vogel	✓			

I hereby certify that the above is a true copy of a resolution approved by the Secaucus Municipal Utilities Authority on November 12, 2019  
 Brian Bigler, Executive Director

**2020 (2020-2021) AUTHORITY BUDGET**

**Certification Section**

2020 (2020-2021)

**SECAUCUS MUNICIPAL UTILITIES AUTHORITY**  
(Name)

**AUTHORITY BUDGET**

FISCAL YEAR: FROM January 1, 2020 TO December 31, 2020

*For Division Use Only*

**CERTIFICATION OF APPROVED BUDGET**

*It is hereby certified that the approved Budget made a part hereof complies with the requirements of law and the rules and regulations of the Local Finance Board, and approval is given pursuant to N.J.S.A. 40A:5A-11.*

*State of New Jersey  
Department of Community Affairs  
Director of the Division of Local Government Services*

By: Paul D. Crest CPA, RMA Date: 12/7/2019

**CERTIFICATION OF ADOPTED BUDGET**

*It is hereby certified that the adopted Budget made a part hereof has been compared with the approved Budget previously certified by the Division, and any amendments made thereto. This adopted Budget is certified with respect to such amendments and comparisons only.*

*State of New Jersey  
Department of Community Affairs  
Director of the Division of Local Government Services*

By: Paul D. Crest CPA, RMA Date: 1/16/2020

# 2020 (2020-2021) PREPARER'S CERTIFICATION


SECAUCUS MUNICIPAL UTILITIES AUTHORITY  
(Name)

## AUTHORITY BUDGET

FISCAL YEAR: FROM:1/1/2020 TO:12/31/2020

It is hereby certified that the Authority Budget, including both the Annual Budget and the Capital Budget/Program annexed hereto, represents the members of the governing body's resolve with respect to statute in that: all estimates of revenue are reasonable, accurate and correctly stated; all items of appropriation are properly set forth; and in itemization, form and content, the budget will permit the exercise of the comptroller function within the Authority.

It is further certified that all proposed budgeted amounts and totals are correct. Also, I hereby provide reasonable assurance that all assertions contained herein are accurate and all required schedules are completed and attached.

Preparer's Signature:			
Name:	William Katchen, CPA		
Title:	Accountant		
Address:	596 Anderson Avenue, Suite 303, Cliffside Park, NJ 07010		
Phone Number:	201-943-4449	Fax Number:	201-943-5099
E-mail address	bill@katchencpa.com		

# 2020 (2020-2021) APPROVAL CERTIFICATION


## SECAUCUS MUNICIPAL UTILITIES AUTHORITY (Name)

### AUTHORITY BUDGET

FISCAL YEAR: FROM:1/1/2020 TO:12/31/2020

It is hereby certified that the Authority Budget, including all schedules appended hereto, are a true copy of the Annual Budget and Capital Budget/Program approved by resolution by the governing body of the Secaucus Municipal Utilities Authority, at an open public meeting held pursuant to N.J.A.C. 5:31-2.3, on the 12 day of November, 2020.

It is further certified that the recorded vote appearing in the resolution represents not less than a majority of the full membership of the governing body thereof.

Officer's Signature:			
Name:	Brian Bigler		
Title:	Executive Director		
Address:	1100 Koelle Boulevard, Secaucus, NJ 07094		
Phone Number:	201-330-2089	Fax Number:	201-617-5910
E-mail address	bbigler@secaucus.net		

# INTERNET WEBSITE CERTIFICATION

Authority's Web Address: www.secaucusmua.org

All authorities shall maintain either an Internet website or a webpage on the municipality's or county's Internet website. The purpose of the website or webpage shall be to provide increased public access to the authority's operations and activities. N.J.S.A. 40A:5A-17.1 requires the following items to be included on the Authority's website at a minimum for public disclosure. Check the boxes below to certify the Authority's compliance with N.J.S.A. 40A:5A-17.1.

- A description of the Authority's mission and responsibilities
- Budgets for the current fiscal year and immediately preceding two prior years
- The most recent Comprehensive Annual Financial Report (Unaudited) or similar financial information (**Similar Information is such as PIE Charts, Bar Graphs etc. for such items as Revenues, Expenditures, and other information the Authority deems relevant to inform the public**)
- The complete (All Pages) annual audits (Not the Audit Synopsis) of the most recent fiscal year and immediately two prior years
- The Authority's rules, regulations and official policy statements deemed relevant by the governing body of the authority to the interests of the residents within the authority's service area or jurisdiction
- Notice posted pursuant to the "Open Public Meetings Act" for each meeting of the Authority, setting forth the time, date, location and agenda of each meeting
- The approved minutes of each meeting of the Authority including all resolutions of the board and their committees; for at least three consecutive fiscal years
- The name, mailing address, electronic mail address and phone number of every person who exercises day-to-day supervision or management over some or all of the operations of the Authority
- A list of attorneys, advisors, consultants and any other person, firm, business, partnership, corporation or other organization which received any remuneration of \$17,500 or more during the preceding fiscal year for any service whatsoever rendered to the Authority.

It is hereby certified by the below authorized representative of the Authority that the Authority's website or webpage as identified above complies with the minimum statutory requirements of N.J.S.A. 40A:5A-17.1 as listed above. A check in each of the above boxes signifies compliance.

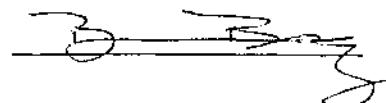
Name of Officer Certifying compliance

Brian Bigler

Title of Officer Certifying compliance

Executive Director

Signature



**2020 (2020-2021) AUTHORITY BUDGET RESOLUTION**  
**SECAUCUS MUNICIPAL UTILITIES AUTHORITY**  
**Resolution 2019-11-12d**

**FISCAL YEAR:**                      **FROM:1/1/2020**                      **TO:12/31/2020**

**WHEREAS**, the Annual Budget and Capital Budget for the Secaucus Municipal Utilities Authority for the fiscal year beginning, January 1, 2020 and ending, December 31, 2020 has been presented before the governing body of the Secaucus Municipal Utilities Authority at its open public meeting of November 12, 2019; and

**WHEREAS**, the Annual Budget as introduced reflects Total Revenues of \$ 3,498,181 , Total Appropriations, including any Accumulated Deficit if any, of \$ 4,698,181 and Total Unrestricted Net Position utilized of 1,200,000; and

**WHEREAS**, the Capital Budget as introduced reflects Total Capital Appropriations of \$800,000 and Total Unrestricted Net Position planned to be utilized as funding thereof, of \$800,000; and

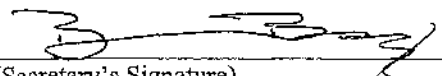
**WHEREAS**, the schedule of rates, fees and other charges in effect will produce sufficient revenues, together with all other anticipated revenues to satisfy all obligations to the holders of bonds of the Authority, to meet operating expenses, capital outlays, debt service requirements, and to provide for such reserves, all as may be required by law, regulation or terms of contracts and agreements; and

**WHEREAS**, the Capital Budget/Program, pursuant to N.J.A.C. 5:31-2, does not confer any authorization to raise or expend funds; rather it is a document to be used as part of the said Authority's planning and management objectives. Specific authorization to expend funds for the purposes described in this section of the budget, must be granted elsewhere; by bond resolution, by a project financing agreement, by resolution appropriating funds from the Renewal and Replacement Reserve or other means provided by law.

**NOW, THEREFORE BE IT RESOLVED**, by the governing body of the Secaucus Municipal Utilities Authority, at an open public meeting held on November 12, 2019 that the Annual Budget, including all related schedules, and the Capital Budget/Program of the Secaucus Municipal Utilities Authority for the fiscal year beginning, 1/1/2020 and ending, 12/31/2020 is hereby approved; and

**BE IT FURTHER RESOLVED**, that the anticipated revenues as reflected in the Annual Budget are of sufficient amount to meet all proposed expenditures/expenses and all covenants, terms and provisions as stipulated in the said Authority's outstanding debt obligations, capital lease arrangements, service contracts, and other pledged agreements; and

**BE IT FURTHER RESOLVED**, that the governing body of the Secaucus Municipal Utilities Authority will consider the Annual Budget and Capital Budget/Program for adoption on January 7, 2020.

  
 \_\_\_\_\_  
 (Secretary's Signature)

11/12/2019  
 \_\_\_\_\_  
 (Date)

Governing Body Member:	Recorded Vote	Aye	Nay	Abstain	Absent
F. Vogel	✓				
J. Cardenas	✓				
G. Schoenrock	✓				
R. Spellmeyer	✓				
D. Manderano	✓				

I hereby certify that the above is a true copy of a resolution approved by the Secaucus Municipal Utilities Authority on November 12, 2019  
 Brian Bigler, Executive Director



# 2020 (2020-2021) ADOPTION CERTIFICATION

## SECAUCUS MUNICIPAL UTILITIES AUTHORITY

(Name)

### AUTHORITY BUDGET


FISCAL  
YEAR:

FROM:1/1/2020

TO:12/31/2020

Note: This is filled on for Adoption of the Budget Don't fill in for Introduction of the Budget

It is hereby certified that the Authority Budget and Capital Budget/Program annexed hereto is a true copy of the Budget adopted by the governing body of the Secaucus Municipal Utilities Authority, pursuant to N.J.A.C. 5:31-2.3, on the 7 day of, January, 2020.

Officer's Signature:			
Name:	Brian Bigler		
Title:	Executive Director		
Address:	1100 Koelle Boulevard, Secaucus, New Jersey 07094		
Phone Number:	201-330-2089	Fax Number:	201-617-5910
E-mail address	bbigler@secaucus.net		

**RESOLUTION 2020-01C BY THE COMMISSIONERS OF THE SECAUCUS  
MUNICIPAL UTILITIES AUTHORITY AMENDING AN INTRODUCED BUDGET**


Whereas, the Board of the Secaucus Municipal Utilities Authority have reviewed and approved the New Jersey Budget for the fiscal year ending December 31, 2020, and;

Whereas, the approved Budget for the year ending December 31, 2020 requires amendment for Board considered and approved salary changes not included in the original introduced Budget; and;

Whereas, the changes to the budget are identified as follows:

	Original	Amended
Revenue:		
Unrestricted Net position Utilized	1,200,000	1,234,000
Appropriations:		
Administration-Salary & Wage	270,653	287,653
Cost of Providing Services-Salary And Wage	1,429,347	1,446,347
Total Appropriations	4,698,181	4,732,181

Now Therefore, subject to the approval of this amendment by the New Jersey Division of Local Government Services-Bureau of Authorities the approved Budget for the fiscal year ending December 31, 2020 is hereby amended.

  
 Brian Bigler  
 Executive Director

01/07/2020  
 Date

Governing Body Member	Recorded Vote:			
	AYE	NAY	ABSTAIN	ABSENT
Fred Vogel	✓			
Jorge Cardenas	✓			
George Schoenrock				✓
Raymond Spellmeyer	✓			
Dominic Manderano				✓

RECEIVED  
 JAN 10 2020  
 10:00 AM  
 CLERK OF BOARD OF  
 MUNICIPAL UTILITIES  
 AUTHORITY

# 2020 (2020-2021) ADOPTED BUDGET RESOLUTION 2020-01D

## SECAUCUS MUNICIPAL UTILITIES AUTHORITY

**FISCAL YEAR: FROM: JANUARY 1, 2020 TO: December 31, 2020**

**WHEREAS**, the Annual Budget and Capital Budget/Program for the Secaucus Municipal Utilities Authority for the fiscal year beginning January 1, 2020 and ending December 31, 2020 has been presented for adoption before the governing body of the Secaucus Municipal Utilities Authority at its open public meeting of January 7, 2020; and

**WHEREAS**, the Annual Budget and Capital Budget as presented for adoption reflects each item of revenue and appropriation in the same amount and title as set forth in the introduced and approved budget, including all amendments thereto, if any, which have been approved by the Director of the Division of Local Government Services; and


**WHEREAS**, the Annual Budget as presented for adoption reflects Total Revenues of \$3,498,181, Total Appropriations, including any Accumulated Deficit, if any, of \$4,732,181 and Total Unrestricted Net Position utilized of ~~\$800,000~~; and

*1,234,000 PM*

**WHEREAS**, the Capital Budget as presented for adoption reflects Total Capital Appropriations of \$800,000 and Unrestricted Net Position planned to be utilized of \$800,000.

**NOW, THEREFORE BE IT RESOLVED**, by the governing body of the Secaucus Municipal Utilities Authority, at an open public meeting held on January 7, 2020 that the Annual Budget and Capital Budget/Program of the Secaucus Municipal Utilities Authority for the fiscal year beginning 1/1/2020 and, ending 12/31/2020 is hereby adopted and shall constitute appropriations for the purposes stated; and

**BE IT FURTHER RESOLVED**, that the Annual Budget and Capital Budget/Program as presented for adoption reflects each item of revenue and appropriation in the same amount and title as set forth in the Introduced and Approved Budget, including all amendments thereto, if any, which have been approved by the Director of the Division of Local Government Services.

  
(Secretary's Signature)

01/07/2020  
(Date)

Governing Body Member	Recorded Vote			
	Aye	Nay	Abstain	Absent
Fred Vogel	/			
Jorge Cardenas	/			
George Schoenrock				/
Raymond Spellmeyer	/			
Dominic Manderano				/

**2020 (2020-2021) AUTHORITY BUDGET**

**Narrative and Information Section**

# 2020 (2020-2021) AUTHORITY BUDGET MESSAGE & ANALYSIS

SECAUCUS MUNICIPAL UTILITIES AUTHORITY  
(Name)

## AUTHORIT-Y BUDGET

FISCAL  
YEAR:

FROM:1/1/2020

TO:12/31/2020

*Answer all questions below. Attach additional pages and schedules as needed.*

1. Complete a brief statement on the 2020/2020-2021 proposed Annual Budget and make comparison to the 2019/2019-2020 adopted budget for each Revenues and Appropriations. Explain any variances over +/-10% (As shown on budget pages F-2 and F-4 explain the reason for changes for each revenue and appropriation changing more than 10%) for each individual revenue and appropriation line item. Explanations of variances should include a description of the reason for the increase/decrease in the budgeted line item, not just an indication of the amount and percent of the change. Attach any supporting documentation that will help to explain the reason for the increase/decrease in the budgeted line item. See **attached description of variances between the current and proposed budget line items.**

2. Describe the state of the local/regional economy and how it may impact the proposed Annual Budget, including the planned Capital Budget/Program. (Example Consider New Development projects such as Housing /Commercial projects impact on the Authorities expenses or revenues). **The local economy is stable and not expected to impact the proposed budget.**

3. Describe the reasons for utilizing Unrestricted Net Position in the proposed Annual Budget and or Capital Budget, i.e. rate stabilization, debt service reduction, to balance the budget, etc. If the Authority's budget anticipates a use of Unrestricted Net Position, this question must be answered. **The service agreement with the Town of Secaucus requires estimated year-end surplus amounts to be considered as revenue in subsequent budgets.**

4. Identify any sources of funds transferred to the County/Municipality as a budget subsidy or a shared service payments, pilot payments, or other types of contracts or agreements (Example to provide police services to the Authority etc. and explain the reason for the transfer (i.e.: to balance the County/Municipality budget, etc.). **None.**

5. The proposed budget must not reflect an anticipated deficit from 2020/2020-2021 operations. If there exists an accumulated deficit from prior years' budgets (and funding is included in the proposed budget as a result of a prior deficit) explain the funding plan to eliminate said deficit (N.J.S.A. 40A:5A-12). If the Authority has a net deficit reported in its most recent audit, it must provide a deficit reduction plan in response to this question. **The Authority has an accumulated deficit at the end of the prior year solely due to the accounting for GASB requirements. Operationally, the Authority has generated surpluses to be used in following year's budgets.**

**(Prepare a response to deficits in most recent audit report pertaining to Deficits to Unrestricted Net Position caused by recording Pension and Post-Employment Benefits liabilities as required by GASB 68 and GASB 75) and similar types of deficits in the audit report. How would these deficits be funded?**

6. Attach a schedule of the Authority's existing rate structure (connection fees, parking fees, service charges, etc.) **if it has been changed since the prior year budget submission** and a schedule of the proposed rate structure for the upcoming fiscal year. Explain any proposed changes in the rate structure and attach the resolution approving the change in the rate structure, **if applicable.** (If no changes to fees or rates indicate (Answer as "Rates Are Staying the Same") Attached.

**Secaucus Municipal Utilities Authority**

**Page N-1, Question 1**

**Revenue:**

1. Connection Fees- Expected to be lower based on approved projects.
2. Misc. income- expected to be higher based on insurance dividends expected.
3. Interest income- It is expected that with the increase in interest rates that this source of income will be higher.

**Appropriations:**

1. Repairs, Maint., Supplies and Engineering -Expected to be lower and back to expected levels as the current year budget included anticipated costs due to flooding issues.

## AUTHORITY CONTACT INFORMATION 2020 (2020-2021)

Please complete the following information regarding this Authority. All information requested below must be completed.

<b>Name of Authority:</b>	Secaucus Municipal Utilities Authority		
<b>Federal ID Number:</b>	22-2258859		
<b>Address:</b>	1100 Koelle Boulevard		
<b>City, State, Zip:</b>	Secaucus	NJ	07094
<b>Phone: (ext.)</b>	201-330-2089	<b>Fax:</b>	201-617-5910

<b>Preparer's Name:</b>	William Katchen, CPA		
<b>Preparer's Address:</b>	596 Anderson Avenue, Suite 303		
<b>City, State, Zip:</b>	Cliffside Park	NJ	07010
<b>Phone: (ext.)</b>	201-943-4449	<b>Fax:</b>	201-943-5099
<b>E-mail:</b>	<a href="mailto:bill@katchencpa.com">bill@katchencpa.com</a>		

<b>Chief Executive Officer:(1)</b>	Brian Bigler		
(1)Or person who performs these functions under another Title			
<b>Phone: (ext.)</b>	201-330-2089	<b>Fax:</b>	201-617-5910
<b>E-mail:</b>	<a href="mailto:bbigler@secaucus.net">bbigler@secaucus.net</a>		

<b>Chief Financial Officer(1)</b>	Brian Bigler		
(1) Or person who performs these functions under another Title			
<b>Phone: (ext.)</b>	201-330-2089	<b>Fax:</b>	201-617-5910
<b>E-mail:</b>	<a href="mailto:bbigler@secaucus.net">bbigler@secaucus.net</a>		

<b>Name of Auditor:</b>	Steven Wielkotz, CPA		
<b>Name of Firm:</b>	Ferraioli, Wielkotz, Cerullo and Cuva		
<b>Address:</b>	401 Wanaque Avenue		
<b>City, State, Zip:</b>	Pompton Lakes	NJ	07442
<b>Phone: (ext.)</b>	973-835-7900	<b>Fax:</b>	973-835-6631
<b>E-mail:</b>	<a href="mailto:swielkotz@fwcc-cpa.com">swielkotz@fwcc-cpa.com</a>		

**AUTHORITY INFORMATIONAL QUESTIONNAIRE**  
SECAUCUS MUNICIPAL UTILITIES AUTHORITY  
(Name)

FISCAL YEAR: FROM:1/1/2020 TO:12/31/2020

Answer all questions below completely and attach additional information as required.

- 1) Provide the number of individuals employed in (Use Most Recent W-3 Available 2018 or 2019) as reported on the Authority's Form W-3, Transmittal of Wage and Tax Statements: 26
- 2) Provide the amount of total salaries and wages as reported on the Authority's Form W-3, (Use Most Recent W-3 Available 2018 or 2019) Transmittal of Wage and Tax Statements: \$1,456,149.
- 3) Provide the number of regular voting members of the governing body: 5 (Even if not all commissioners have been appointed (Total Commissioners are either 5 or 7 (Regional Authorities may have more than 7 members) s per statute for your Authority)
- 4) Provide the number of alternate voting members of the governing body: 0 (Maximum is 2)
- 5) Did any person listed on Page N-4 have a family or business relationship with any other person listed on Page N-4 during the current fiscal year? No If "yes," attach a description of the relationship including the names of the individuals involved and their positions at the Authority.
- 6) Did all individuals that were required to file a Financial Disclosure Statement for the current fiscal year (Most Recent Filing that March 31, 2019 or 2020 deadline has passed 2019 or 2020) because of their relationship with the Authority file the form as required? (Checked to see if individuals actually filed at <http://www.state.nj.us/dca/divisions/dlgs/resources/fds.html> before answering) Yes If "no," provide a list of those individuals who failed to file a Financial Disclosure Statement and an explanation as to the reason for their failure to file.
- 7) Does the Authority have any amounts receivable from current or former commissioners, officers, key employees or highest compensated employees? No If "yes," attach a list of those individuals, their position, the amount receivable, and a description of the amount due to the Authority.
- 8) Was the Authority a party to a business transaction with one of the following parties:
  - a. A current or former commissioner, officer, key employee, or highest compensated employee? No
  - b. A family member of a current or former commissioner, officer, key employee, or highest compensated employee? No
  - c. An entity of which a current or former commissioner, officer, key employee, or highest compensated employee (or family member thereof) was an officer or direct or indirect owner? NoIf the answer to any of the above is "yes," attach a description of the transaction including the name of the commissioner, officer, key employee, or highest compensated employee (or family member thereof) of the Authority; the name of the entity and relationship to the individual or family member; the amount paid; and whether the transaction was subject to a competitive bid process.
- 9) Did the Authority during the most recent fiscal year pay premiums, directly or indirectly, on a personal benefit contract? A personal benefit contract is generally any life insurance, annuity, or endowment contract that benefits, directly or indirectly, the transferor, a member of the transferor's family, or any other person designated by the transferor. No If "yes," attach a description of the arrangement, the premiums paid, and indicate the beneficiary of the contract.
- 10) Explain the Authority's process for determining compensation for all persons listed on Page N-4. Include whether the Authority's process includes any of the following: 1) review and approval by the commissioners or a committee thereof; 2) study or survey of compensation data for comparable positions in similarly sized entities; 3) annual or periodic performance evaluation; 4) independent compensation consultant; and/or 5) written employment contract. **Attach a narrative of your Authority's procedures for all individuals listed on Page N-4 (2 of 2). Collective Bargaining Agreement and Board Review and action.**



- 11) Did the Authority pay for meals or catering during the current fiscal year?   No   If "yes," *attach a detailed list of all meals and/or catering invoices for the current fiscal year and provide an explanation for each expenditure listed.*
- 12) Did the Authority pay for travel expenses for any employee or individual listed on Page N-4?   Yes   If "yes," ***attach a detailed list of all travel expenses*** for the current fiscal year and provide an explanation for each expenditure listed.
- 13) Did the Authority provide any of the following to or for a person listed on Page N-4 or any other employee of the Authority?
- a. First class or charter travel   No
  - b. Travel for companions   No
  - c. Tax indemnification and gross-up payments   No
  - d. Discretionary spending account \_\_\_\_\_
  - e. Housing allowance or residence for personal use   No
  - f. Payments for business use of personal residence   No
  - g. Vehicle/auto allowance or vehicle for personal use   Yes   - Executive Director is on call 24 hours, personal use is included in his W-2.
  - h. Health or social club dues or initiation fees   No
  - i. Personal services (i.e.: maid, chauffeur, chef)   No
- If the answer to any of the above is "yes," attach a description of the transaction including the name and position of the individual and the amount expended.*
- 14) Did the Authority follow a written policy regarding payment or reimbursement for expenses incurred by employees and/or commissioners during the course of Authority business   and   does that policy require substantiation of expenses through receipts or invoices prior to reimbursement?   Yes   *If "no," attach an explanation of the Authority's process for reimbursing employees and commissioners for expenses. (If your authority does not allow for reimbursements indicate that in answer)*
- 15) Did the Authority make any payments to current or former commissioners or employees for severance or termination?   No   *If "yes," attach explanation including amount paid.*
- 16) Did the Authority make any payments to current or former commissioners or employees that were contingent upon the performance of the Authority or that were considered discretionary bonuses?   No   *If "yes," attach explanation including amount paid.*
- 17) Did the Authority comply with its Continuing Disclosure Agreements for all debt issuances outstanding by submitting its audited annual financial statements, annual operating data, and notice of material events to the Municipal Securities Rulemaking Board's Electronic Municipal Marketplace Access (EMMA) as required?   Yes   *If "no," attach a description of the Authority's plan to ensure compliance with its Continuing Disclosure Agreements in the future. (If no bonded Debt answer is Not Applicable). (New Jersey Infrastructure Trust Loans are not bonded debt of an Authority)*
- 18) Did the Authority receive any notices from the Department of Environmental Protection or any other entity regarding maintenance or repairs required to the Authority's systems to bring them into compliance with current regulations and standards that it has not yet taken action to remediate?   No   *If "yes," attach explanation as to why the Authority has not yet undertaken the required maintenance or repairs and describe the Authority's plan to address the conditions identified.*
- 19) Did the Authority receive any notices of fines or assessments from the Department of Environmental Protection or any other entity due to noncompliance with current regulations (i.e.: sewer overflow, etc.)?   No   *If "yes," attach a description of the event or condition that resulted in the fine or assessment and indicate the amount of the fine or assessment.*

SECAUCUS MUNICIPAL UTILITIES AUTHORITY  
N-2- Question 12

DESCRIPTION	ORGANIZATION	DATES	AMOUNT
Executive Director	NJWEFTECH	Mar-19	506
Executive Director	NJWEFTECH	Sep-19	2,409

*(This page is directions for filling in page (N-4 (2-of 2) ) (No answers should be entered on this page)*

**AUTHORITY SCHEDULE OF COMMISSIONERS, OFFICERS, KEY EMPLOYEES,  
HIGHEST COMPENSATED EMPLOYEES AND INDEPENDENT CONTRACTORS  
SECAUCUS MUNICIPAL UTILITIES AUTHORITY  
(Name)**

**FISCAL YEAR: FROM:1/1/2020 TO:12/31/2020**

*Complete the attached table for all persons required to be listed per #1-4 below.*

- 1) List all of the Authority's current commissioners and officers and amount of compensation from the Authority and any other public entities as defined below. Enter zero if no compensation was paid.
- 2) List all of the Authority's key employees and highest compensated employees other than a commissioner or officer as defined below and amount of compensation from the Authority and any other public entities.
- 3) List all of the Authority's former officers, key employees and highest compensated employees who received more than \$100,000 in reportable compensation from the Authority and any other public entities during the most recent fiscal year completed.
- 4) List all of the Authority's former commissioners who received more than \$10,000 in reportable compensation from the Authority and any other public entities during the most recent fiscal year completed.

**Commissioner:** A member of the governing body of the authority with voting rights. Include alternates for purposes of this schedule.

**Officer:** A person elected or appointed to manage the authority's daily operations at any time during the year, such as the chairperson, vice-chairperson, secretary, or treasurer. For the purposes of this schedule, treat the authority's top management official and top financial official as officers. A member of the governing body may be both a commissioner and an officer for the purposes of this schedule.

**Key employee:** An employee or independent contractor of the authority (other than a commissioner or officer) who meets both of the following criteria:

- a) The individual received reportable compensation from the authority and other public entities in excess of \$150,000 for the most recent fiscal year completed; and
- b) The individual has responsibilities or influence over the authority as a whole or has power to control or determine 10% or more of the authority's capital expenditures or operating budget.

**Highest compensated employee:** One of the five highest compensated employees or independent contractors of the authority other than current commissioners, officers, or key employees whose aggregate reportable compensation from the authority and other public entities is greater than \$100,000 for the most recent fiscal year completed.

**Compensation:** All forms of cash and non-cash payments or benefits provided in exchange for services, including salaries and wages, bonuses, severance payments, deferred payments, retirement benefits, fringe benefits, and other financial arrangements or transactions such as personal vehicles, meals, housing, personal and family education benefits, below-market loans, payment of personal or family travel, entertainment, and personal use of the Authority's property. Compensation includes payments and other benefits provided to both employees and independent contractors in exchange for services.

**Reportable compensation:** (Use the Most Recent W-2 available 2018 or 2019. The aggregate compensation that is reported (or is required to be reported) on Form W-2, box 1 or 5, whichever amount is greater, and/or Form 1099-MISC, box 7, for the most recent calendar year ended 60 days before the start of the proposed budget year. For example, for fiscal years ending December 31, 2020, the most recent W-2 and 1099 should be used 2019 or 2018 (60 days prior to start of budget year is November 1, 2019, with 2018 being the most recent calendar year ended), and for fiscal years ending June 30, 2020, the calendar year 2019 W-2 and 1099 should be used (60 days prior to start of budget year is May 1, 2019, with 2019 being the most recent calendar year ended).

**Other Public Entity:** Any municipality, county, local authority, fire district, or other government unit, regardless of whether it is related in any way to the Authority either by function or by physical location.

Authority Schedule of Commissioners, Officers, Key Employees, Highest Compensated Employees and Independent Contractors (Continued)

Secaucus Municipal Utilities Authority  
 For the Period January 1, 2020 to December 31, 2020

A	B	C	D	E	F	G	H	I	J	K	L	M	N	O	P	Q	R	S	T
Name	Title	Average Hours per Week Dedicated to Position	Commissioner	Officer	Key Employee	Highest Compensated Employee	Former	Base Salary/ Stipend	Bonus	Other (auto allowance, expense account, payment in lieu of health benefits, etc.)	Estimated amount of other compensation from the Authority (health benefits, pension, etc.)	Total Compensation from Authority	Names of Other Public Entities where Individual is an Employee or Member of the Governing Body See note below	Positions held at Other Public Entities Listed in Column O	Average Hours per Week Dedicated to Positions at Other Public Entities Listed in Column O	Reportable Compensation from Other Public Entities (W-2/1099)	Estimated amount of other compensation from Other Public Entities (health benefits, pension, payment in lieu of health benefits, etc.)	Total Compensation All Public Entities	
1	Fred Vogel	Chairperson	X									\$ -	None					\$ -	
2	Jorge Cardenas	Vice Chairperson	X									0	None					0	
3	George Schoenrock	Secretary	X									0	None					0	
4	Raymond Speilmeyer	Commissioner	X									0	None					0	
5	Dominic Manderano	Commissioner	X									0	None					0	
6	Brian Bigler	Executive Director			X			164,172		49,252		218,424	NJUA JIF	Fund Commissioner		2,500		215,924	
7	Brian Beckmeyer	Superintendent			X			128,758		58,627		167,385	None					167,385	
8												0						0	
9												0						0	
10												0						0	
11												0						0	
12												0						0	
13												0						0	
14												0						0	
15												0						0	
Total:								\$ 292,930	\$ -	\$ 87,879	\$ -	\$ 380,809			\$ 2,500	\$ -	\$ 383,309		

(1) Insert "None" in this column for each individual that does not hold a position with another Public Entity

## Schedule of Health Benefits - Detailed Cost Analysis

Secaucus Municipal Utilities Authority

For the Period January 1, 2020 to December 31, 2020

If Not Applicable X this box Below

	# of Covered Members (Medical & Rx) Proposed Budget	Annual Cost		# of Covered Members (Medical & Rx) Current Year	Annual Cost per Employee Current Year	Total Prior year Year Cost	\$ Increase (Decrease)	% Increase (Decrease)
		Estimate per Employee Proposed Budget	Total Cost Estimate Proposed Budget					
<b>Active Employees - Health Benefits - Annual Cost</b>								
Single Coverage	12	\$ 12,086	\$ 145,032	12	\$ 12,461	\$ 149,532	\$ (4,500)	-3.0%
Parent & Child	2	21,634	43,268	1	22,307	22,307	20,961	94.0%
Employee & Spouse (or Partner)	4	24,172	96,688	3	24,923	74,769	21,919	29.3%
Family	5	33,720	168,600	5	34,768	173,840	(5,240)	-3.0%
Employee Cost Sharing Contribution (enter as negative - )			(94,950)			(80,380)	(14,570)	18.1%
<b>Subtotal</b>	<b>23</b>		<b>358,638</b>	<b>21</b>		<b>340,068</b>	<b>18,570</b>	<b>5.5%</b>
<b>Commissioners - Health Benefits - Annual Cost</b>								
Single Coverage			-			-	-	#DIV/0!
Parent & Child			-			-	-	#DIV/0!
Employee & Spouse (or Partner)			-			-	-	#DIV/0!
Family			-			-	-	#DIV/0!
Employee Cost Sharing Contribution (enter as negative - )							-	#DIV/0!
<b>Subtotal</b>	<b>0</b>		<b>-</b>	<b>0</b>		<b>-</b>	<b>-</b>	<b>#DIV/0!</b>
<b>Retirees - Health Benefits - Annual Cost</b>								
Single Coverage			-			-	-	#DIV/0!
Parent & Child			-			-	-	#DIV/0!
Employee & Spouse (or Partner)			-			-	-	#DIV/0!
Family			-			-	-	#DIV/0!
Employee Cost Sharing Contribution (enter as negative - )							-	#DIV/0!
<b>Subtotal</b>	<b>0</b>		<b>-</b>	<b>0</b>		<b>-</b>	<b>-</b>	<b>#DIV/0!</b>
<b>GRAND TOTAL</b>	<b>23</b>		<b>\$ 358,638</b>	<b>21</b>		<b>\$ 340,068</b>	<b>\$ 18,570</b>	<b>5.5%</b>

Is medical coverage provided by the SHBP (Yes or No)? (Place Answer in Box)  
 Is prescription drug coverage provided by the SHBP (Yes or No)? (Place Answer in Box)

Yes	Yes or No
Yes	Yes or No

**Note: Remember to Enter an amount in rows for Employee Cost Sharing**

## Schedule of Accumulated Liability for Compensated Absences

Secaucus Municipal Utilities Authority  
 For the Period January 1, 2020 to December 31, 2020

Complete the below table for the Authority's accrued liability for compensated absences.

X Box if Authority has no Compensated Absences

*Legal Basis for Benefit  
(check applicable items)*

Individuals Eligible for Benefit	Gross Days of Accumulated Compensated Absences at End of Last Issued Audit Report	Dollar Value of Accrued Compensated Absence Liability	Approved Labor Agreement	Resolution	Individual Employment Agreement
See Attached Schedule		\$ 80,830	X	X	
Total liability for accumulated compensated absences at beginning of current year		<u>\$ 80,830</u>			

The total Amount Should agree to most recently issued audit report for the Authority

## COMPENSATED BALANCES 12/31/18

Employee	1/2 Sick Hours	Vacation Hours	Compensatory Hours	Total Hours	Hourly Rate	Total Value	Notes
Acevedo, Katherine	71.00	40.00	49.00	160.00	\$24.3913	\$3,902.61	
Beckmayer, Brian	142.25	0.00	0.00	142.25	\$60.0997	\$8,549.18	
Bigler, Brian	509.00	12.00	0.00	521.00	\$76.6298	\$39,924.13	
Bronowich, Steven	24.00	16.00	9.50	49.50	\$45.9830	\$2,276.16	
Clynes, Christopher	0.75	0.00	0.00	0.75	\$34.9153	\$26.19	
Franks, Alan	0.00	0.00	0.00	0.00	\$32.8340	\$0.00	
Jernstedt, John	4.00	N/A	0.00	4.00	\$12.0000	\$48.00	
Joehnk, Thomas	29.38	0.00	0.00	29.38	\$19.7928	\$581.51	
Lewis, Charlie	0.00	16.00	16.00	32.00	\$19.2920	\$617.34	
Marchese, Joseph	172.00	0.00	89.50	261.50	\$19.4738	\$5,092.40	
Nielsen, Niels	64.25	0.00	7.00	71.25	\$40.4445	\$2,881.67	
Norton, Kevin	0.00	0.00	0.00	0.00	\$31.7540	\$0.00	
Paparazzo, Michael	0.00	0.00	0.00	0.00	\$25.1135	\$0.00	
Pollack, Paul	0.00	0.00	0.00	0.00	\$18.4823	\$0.00	
Prestimonico, Joseph	0.00	0.00	0.00	0.00	\$19.2928	\$0.00	
Purcell, Laurie	29.63	0.00	34.75	64.38	\$23.5280	\$1,514.73	
Santorelli, Michael	0.00	40.00	0.00	40.00	\$17.7885	\$711.54	
Scheondorf, Joseph	0.00	16.00	0.00	16.00	\$29.7207	\$475.53	
Scheondorf, Joseph John	40.00	8.00	96.00	144.00	\$16.8270	\$2,423.09	
Schoendorf, Michael	0.00	0.00	12.00	12.00	\$16.8270	\$201.92	
Smentkowski, Anthony	301.13	0.00	0.00	301.13	\$26.5933	\$8,008.04	
Smentkowski, Luke	109.50	8.00	0.00	117.50	\$23.1703	\$2,722.51	
Stamm, Thomas	0.00	0.00	0.50	0.50	\$32.8340	\$16.42	
Suppa, Victor	8.00	16.00	3.00	27.00	\$31.7540	\$857.36	
Wiikes, Thomas	0.00	0.00	0.00	0.00	\$18.4823	\$0.00	
					<b>TOTAL</b>	<b>\$80,830.33</b>	





**2020 (2020-2021) AUTHORITY BUDGET**

**Financial Schedules Section**

## SUMMARY

Secaucus Municipal Utilities Authority  
For the Period January 1, 2020 to December 31, 2020

	<i>FY 2020 Proposed Budget</i>						<i>FY 2019 Adopted Budget</i>	<i>\$ Increase (Decrease) Proposed vs. Adopted</i>	<i>% Increase (Decrease) Proposed vs. Adopted</i>	
	Operation #1	Operation #2	N/A	N/A	N/A	N/A	Total All Operations	Total All Operations	All Operations	All Operations
<b>REVENUES</b>										
Total Operating Revenues	\$ 3,478,181	\$ -	\$ -	\$ -	\$ -	\$ -	\$ 3,478,181	\$ 3,527,080	\$ (48,899)	-1.4%
Total Non-Operating Revenues	20,000	-	-	-	-	-	20,000	12,500	7,500	60.0%
Total Anticipated Revenues	3,498,181	-	-	-	-	-	3,498,181	3,539,580	(41,399)	-1.2%
<b>APPROPRIATIONS</b>										
Total Administration	657,653	-	-	-	-	-	657,653	627,727	29,926	4.8%
Total Cost of Providing Services	3,954,847	-	-	-	-	-	3,954,847	4,590,773	(635,926)	-13.9%
Total Principal Payments on Debt Service in Lieu of Depreciation	85,931	-	-	-	-	-	85,931	85,877	54	0.1%
Total Operating Appropriations	4,698,431	-	-	-	-	-	4,698,431	5,304,377	(605,946)	-11.4%
Total Interest Payments on Debt	18,000	-	-	-	-	-	18,000	19,453	(1,453)	-7.5%
Total Other Non-Operating Appropriations	15,750	-	-	-	-	-	15,750	15,750	-	0.0%
Total Non-Operating Appropriations	33,750	-	-	-	-	-	33,750	35,203	(1,453)	-4.1%
Accumulated Deficit	-	-	-	-	-	-	-	-	-	#DIV/0!
Total Appropriations and Accumulated Deficit	4,732,181	-	-	-	-	-	4,732,181	5,339,580	(607,399)	-11.4%
Less: Total Unrestricted Net Position Utilized	1,234,000	-	-	-	-	-	1,234,000	1,800,000	(566,000)	-31.4%
Net Total Appropriations	3,498,181	-	-	-	-	-	3,498,181	3,539,580	(41,399)	-1.2%
<b>ANTICIPATED SURPLUS (DEFICIT)</b>	<b>\$ -</b>	<b>\$ -</b>	<b>\$ -</b>	<b>\$ -</b>	<b>\$ -</b>	<b>\$ -</b>	<b>\$ -</b>	<b>\$ -</b>	<b>\$ -</b>	<b>#DIV/0!</b>

## Revenue Schedule

Sacaucus Municipal Utilities Authority  
For the Period January 1, 2020 to December 31, 2020

	<b>FY 2020 Proposed Budget</b>						<b>FY 2019 Adopted Budget</b>	<b>\$ Increase (Decrease) Proposed vs. Adopted</b>	<b>% Increase (Decrease) Proposed vs. Adopted</b>
	Operation #1	Operation #2	N/A	N/A	N/A	N/A	Total All Operations	All Operations	All Operations
<b>OPERATING REVENUES</b>									
<i>Service Charges</i>									
Residential						\$ -	\$ -	\$ -	#DIV/0!
Business/Commercial						-	-	-	#DIV/0!
Industrial						-	-	-	#DIV/0!
Intergovernmental	3,278,181					3,278,181	3,227,080	51,101	1.6%
Other						-	-	-	#DIV/0!
<b>Total Service Charges</b>	<b>3,278,181</b>					<b>3,278,181</b>	<b>3,227,080</b>	<b>51,101</b>	<b>1.6%</b>
<i>Connection Fees</i>									
Residential						-	-	-	#DIV/0!
Business/Commercial						-	-	-	#DIV/0!
Industrial						-	-	-	#DIV/0!
Intergovernmental						-	-	-	#DIV/0!
Other	200,000					200,000	300,000	(100,000)	-33.3%
<b>Total Connection Fees</b>	<b>200,000</b>					<b>200,000</b>	<b>300,000</b>	<b>(100,000)</b>	<b>-33.3%</b>
<i>Parking Fees</i>									
Meters						-	-	-	#DIV/0!
Permits						-	-	-	#DIV/0!
Fines/Penalties						-	-	-	#DIV/0!
Other						-	-	-	#DIV/0!
<b>Total Parking Fees</b>						-	-	-	#DIV/0!
<i>Other Operating Revenues (List)</i>									
Type in (Grant, Other Rev)						-	-	-	#DIV/0!
Type in (Grant, Other Rev)						-	-	-	#DIV/0!
Type in (Grant, Other Rev)						-	-	-	#DIV/0!
Type in (Grant, Other Rev)						-	-	-	#DIV/0!
Type in (Grant, Other Rev)						-	-	-	#DIV/0!
Type in (Grant, Other Rev)						-	-	-	#DIV/0!
Type in (Grant, Other Rev)						-	-	-	#DIV/0!
Type in (Grant, Other Rev)						-	-	-	#DIV/0!
Type in (Grant, Other Rev)						-	-	-	#DIV/0!
Type in (Grant, Other Rev)						-	-	-	#DIV/0!
Type in (Grant, Other Rev)						-	-	-	#DIV/0!
Type in (Grant, Other Rev)						-	-	-	#DIV/0!
<b>Total Other Revenue</b>						-	-	-	#DIV/0!
<b>Total Operating Revenues</b>	<b>3,478,181</b>					<b>3,478,181</b>	<b>3,527,080</b>	<b>(48,899)</b>	<b>-1.4%</b>
<b>NON-OPERATING REVENUES</b>									
<i>Other Non-Operating Revenues (List)</i>									
Type in	5,000					5,000	2,500	2,500	100.0%
Type in						-	-	-	#DIV/0!
Type in						-	-	-	#DIV/0!
Type in						-	-	-	#DIV/0!
Type in						-	-	-	#DIV/0!
Type in						-	-	-	#DIV/0!
<b>Total Other Non-Operating Revenue</b>	<b>5,000</b>					<b>5,000</b>	<b>2,500</b>	<b>2,500</b>	<b>100.0%</b>
<i>Interest on Investments &amp; Deposits (List)</i>									
Interest Earned	15,000					15,000	10,000	5,000	50.0%
Penalties						-	-	-	#DIV/0!
Other						-	-	-	#DIV/0!
<b>Total Interest</b>	<b>15,000</b>					<b>15,000</b>	<b>10,000</b>	<b>5,000</b>	<b>50.0%</b>
<b>Total Non-Operating Revenues</b>	<b>20,000</b>					<b>20,000</b>	<b>12,500</b>	<b>7,500</b>	<b>60.0%</b>
<b>TOTAL ANTICIPATED REVENUES</b>	<b>\$ 3,498,181</b>	<b>\$ -</b>	<b>\$ -</b>	<b>\$ -</b>	<b>\$ -</b>	<b>\$ 3,498,181</b>	<b>\$ 3,539,580</b>	<b>\$ (41,399)</b>	<b>-1.2%</b>

## Prior Year Adopted Revenue Schedule

Secaucus Municipal Utilities Authority

	<i>FY 2019 Adopted Budget</i>						Total All Operations
	Operation		N/A	N/A	N/A	N/A	
	Operation #1	#2					
<b>OPERATING REVENUES</b>							
<i>Service Charges</i>							
Residential						\$	-
Business/Commercial							-
Industrial							-
Intergovernmental	3,227,080						3,227,080
Other							-
Total Service Charges	3,227,080	-	-	-	-	-	3,227,080
<i>Connection Fees</i>							
Residential							-
Business/Commercial							-
Industrial							-
Intergovernmental							-
Other	300,000						300,000
Total Connection Fees	300,000	-	-	-	-	-	300,000
<i>Parking Fees</i>							
Meters							-
Permits							-
Fines/Penalties							-
Other							-
Total Parking Fees	-	-	-	-	-	-	-
<i>Other Operating Revenues (List)</i>							
Type In (Grant, Other Rev)							-
Type In (Grant, Other Rev)							-
Type In (Grant, Other Rev)							-
Type In (Grant, Other Rev)							-
Type In (Grant, Other Rev)							-
Type In (Grant, Other Rev)							-
Type In (Grant, Other Rev)							-
Type In (Grant, Other Rev)							-
Type In (Grant, Other Rev)							-
Type In (Grant, Other Rev)							-
Type In (Grant, Other Rev)							-
Type In (Grant, Other Rev)							-
Total Other Revenue	-	-	-	-	-	-	-
Total Operating Revenues	3,527,080	-	-	-	-	-	3,527,080
<b>NON-OPERATING REVENUES</b>							
<i>Other Non-Operating Revenues (List)</i>							
Misc. and Insurance Dividend	2,500						2,500
Type in							-
Type in							-
Type in							-
Type in							-
Type in							-
Other Non-Operating Revenues	2,500	-	-	-	-	-	2,500
<i>Interest on Investments &amp; Deposits</i>							
Interest Earned	10,000						10,000
Penalties							-
Other							-
Total Interest	10,000	-	-	-	-	-	10,000
Total Non-Operating Revenues	12,500	-	-	-	-	-	12,500
<b>TOTAL ANTICIPATED REVENUES</b>	<b>\$ 3,539,580</b>	<b>\$ -</b>	<b>\$ -</b>	<b>\$ -</b>	<b>\$ -</b>	<b>\$ -</b>	<b>\$ 3,539,580</b>

## Appropriations Schedule

Secaucus Municipal Utilities Authority  
For the Period January 1, 2020 to December 31, 2020

	<b>FY 2020 Proposed Budget</b>						FY 2019 Adopted Budget	\$ Increase (Decrease) Proposed vs. Adopted	% Increase (Decrease) Proposed vs. Adopted			
	Operation					Total All				Total All	All Operations	All Operations
	Operation #1	#2	N/A	N/A	N/A	N/A				Operations	Operations	Operations
<b>OPERATING APPROPRIATIONS</b>												
<i>Administration - Personnel</i>												
Salary & Wages	\$ 287,653					\$ 287,653	\$ 261,727	\$ 25,926	9.9%			
Fringe Benefits	129,000					129,000	125,000	4,000	3.2%			
Total Administration - Personnel	416,653					416,653	386,727	29,926	7.7%			
<i>Administration - Other (List)</i>												
Legal	100,000					100,000	100,000	-	0.0%			
Accounting and Auditing	43,000					43,000	43,000	-	0.0%			
Trustee Fees	6,000					6,000	6,000	-	0.0%			
NJEIT Fees	6,000					6,000	6,000	-	0.0%			
Miscellaneous Administration*	86,000					86,000	86,000	-	0.0%			
Total Administration - Other	241,000					241,000	241,000	-	0.0%			
Total Administration	657,653					657,653	627,727	29,926	4.8%			
<i>Cost of Providing Services - Personnel</i>												
Salary & Wages	1,446,347					1,446,347	1,363,273	83,074	6.1%			
Fringe Benefits	681,000					681,000	650,000	31,000	4.8%			
Total COPS - Personnel	2,127,347					2,127,347	2,013,273	114,074	5.7%			
<i>Cost of Providing Services - Other (List)</i>												
Utilities	290,000					290,000	290,000	-	0.0%			
Sludge Disposal and Garbage Removal	315,000					315,000	315,000	-	0.0%			
Insurance, Permits	180,000					180,000	180,000	-	0.0%			
Repairs, Maint., Supplies and Engineering	617,500					617,500	1,367,500	(750,000)	-54.8%			
Miscellaneous COPS*	425,000					425,000	425,000	-	0.0%			
Total COPS - Other	1,827,500					1,827,500	2,577,500	(750,000)	-29.1%			
Total Cost of Providing Services	3,954,847					3,954,847	4,590,773	(635,926)	-13.9%			
Total Principal Payments on Debt Service in Lieu of Depreciation	85,931					85,931	85,877	54	0.1%			
Total Operating Appropriations	4,698,431					4,698,431	5,304,377	(605,946)	-11.4%			
<b>NON-OPERATING APPROPRIATIONS</b>												
Total Interest Payments on Debt	18,000					18,000	19,453	(1,453)	-7.5%			
Operations & Maintenance Reserve						-	-	-	#DIV/0!			
Renewal & Replacement Reserve	15,750					15,750	15,750	-	0.0%			
Municipality/County Appropriation						-	-	-	#DIV/0!			
Other Reserves						-	-	-	#DIV/0!			
Total Non-Operating Appropriations	33,750					33,750	35,203	(1,453)	-4.1%			
<b>TOTAL APPROPRIATIONS</b>	<b>4,732,181</b>					<b>4,732,181</b>	<b>5,339,580</b>	<b>(607,399)</b>	<b>-11.4%</b>			
<b>ACCUMULATED DEFICIT</b>												
<b>TOTAL APPROPRIATIONS &amp; ACCUMULATED DEFICIT</b>	<b>4,732,181</b>					<b>4,732,181</b>	<b>5,339,580</b>	<b>(607,399)</b>	<b>-11.4%</b>			
<b>UNRESTRICTED NET POSITION UTILIZED</b>												
Municipality/County Appropriation						-	-	-	#DIV/0!			
Other	1,234,000					1,234,000	1,800,000	(566,000)	-31.4%			
Total Unrestricted Net Position Utilized	1,234,000					1,234,000	1,800,000	(566,000)	-31.4%			
<b>TOTAL NET APPROPRIATIONS</b>	<b>\$ 3,498,181</b>	<b>\$ -</b>	<b>\$ -</b>	<b>\$ -</b>	<b>\$ -</b>	<b>\$ 3,498,181</b>	<b>\$ 3,539,580</b>	<b>\$ (41,399)</b>	<b>-1.2%</b>			

\* Miscellaneous line items may not exceed 5% of total operating appropriations shown below. If amount in miscellaneous is greater than the amount shown below, then the line item must be itemized above.

5% of Total Operating Appropriations \$ 234,921.55 \$ - \$ - \$ - \$ - \$ - \$ 234,921.55

## Prior Year Adopted Appropriations Schedule

### Secaucus Municipal Utilities Authority

	FY 2019 Adopted Budget					Total All Operations
	Operation #1	Operation #2	N/A	N/A	N/A	
<b>OPERATING APPROPRIATIONS</b>						
<i>Administration - Personnel</i>						
Salary & Wages	\$ 261,727					\$ 261,727
Fringe Benefits	125,000					125,000
Total Administration - Personnel	386,727	-	-	-	-	386,727
<i>Administration - Other (List)</i>						
Legal	100,000					100,000
Accounting and Auditing	43,000					43,000
Trustee Fees	6,000					6,000
NJEIT Fees	6,000					6,000
Miscellaneous Administration*	86,000					86,000
Total Administration - Other	241,000	-	-	-	-	241,000
Total Administration	627,727	-	-	-	-	627,727
<i>Cost of Providing Services - Personnel</i>						
Salary & Wages	1,363,273					1,363,273
Fringe Benefits	650,000					650,000
Total COPS - Personnel	2,013,273	-	-	-	-	2,013,273
<i>Cost of Providing Services - Other (List)</i>						
Utilities	290,000					290,000
Sludge Disposal and Garbage Removal	315,000					315,000
Insurance, Permits	180,000					180,000
Repairs, Maint., Supplies and Engineering	1,367,500					1,367,500
Miscellaneous COPS*	425,000					425,000
Total COPS - Other	2,577,500	-	-	-	-	2,577,500
Total Cost of Providing Services	4,590,773	-	-	-	-	4,590,773
Total Principal Payments on Debt Service in Lieu of Depreciation	85,877	-	-	-	-	85,877
Total Operating Appropriations	5,304,377	-	-	-	-	5,304,377
<b>NON-OPERATING APPROPRIATIONS</b>						
Total Interest Payments on Debt	19,453	-	-	-	-	19,453
Operations & Maintenance Reserve						-
Renewal & Replacement Reserve	15,750					15,750
Municipality/County Appropriation						-
Other Reserves						-
Total Non-Operating Appropriations	35,203	-	-	-	-	35,203
<b>TOTAL APPROPRIATIONS</b>	<b>5,339,580</b>	<b>-</b>	<b>-</b>	<b>-</b>	<b>-</b>	<b>5,339,580</b>
<b>ACCUMULATED DEFICIT</b>						<b>-</b>
<b>TOTAL APPROPRIATIONS &amp; ACCUMULATED DEFICIT</b>	<b>5,339,580</b>	<b>-</b>	<b>-</b>	<b>-</b>	<b>-</b>	<b>5,339,580</b>
<b>UNRESTRICTED NET POSITION UTILIZED</b>						
Municipality/County Appropriation						-
Other	1,800,000					1,800,000
Total Unrestricted Net Position Utilized	1,800,000	-	-	-	-	1,800,000
<b>TOTAL NET APPROPRIATIONS</b>	<b>\$ 3,539,580</b>	<b>\$ -</b>	<b>\$ -</b>	<b>\$ -</b>	<b>\$ -</b>	<b>\$ 3,539,580</b>

\* Miscellaneous line items may not exceed 5% of total operating appropriations shown below. If amount in miscellaneous is greater than the amount shown below, then the line item must be itemized above.

5% of Total Operating Appropriations    \$ 265,218.85    \$ -    \$ -    \$ -    \$ -    \$ -    \$ 265,218.85

## Debt Service Schedule - Principal

Secaucus Municipal Utilities Authority

if Authority has no debt X this box

*Fiscal Year Ending in*

	Adopted Budget Year 2019	Proposed Budget Year 2020	<i>Fiscal Year Ending in</i>							Total Principal Outstanding
			2021	2022	2023	2024	2025	Thereafter		
<i>Operation #1</i>										
2010 NJEIT	\$ 69,909	\$ 69,909	\$ 69,909	\$ 74,908	\$ 74,909	\$ 74,909	\$ 74,909	\$ 74,909	\$ 324,635	\$ 764,088
2013 NJEIT	15,968	16,022	16,087	16,164	16,250	16,347	16,451	115,086		212,407
Type in Issue Name										-
Type in Issue Name										-
Total Principal	<u>85,877</u>	<u>85,931</u>	<u>85,996</u>	<u>91,072</u>	<u>91,159</u>	<u>91,256</u>	<u>91,360</u>	<u>439,721</u>		<u>976,495</u>
<i>Operation #2</i>										
Type in Issue Name										-
Type in Issue Name										-
Type in Issue Name										-
Type in Issue Name										-
Total Principal	<u>-</u>	<u>-</u>	<u>-</u>	<u>-</u>	<u>-</u>	<u>-</u>	<u>-</u>	<u>-</u>		<u>-</u>
<i>N/A</i>										
Type in Issue Name										-
Type in Issue Name										-
Type in Issue Name										-
Type in Issue Name										-
Total Principal	<u>-</u>	<u>-</u>	<u>-</u>	<u>-</u>	<u>-</u>	<u>-</u>	<u>-</u>	<u>-</u>		<u>-</u>
<i>N/A</i>										
Type in Issue Name										-
Type in Issue Name										-
Type in Issue Name										-
Type in Issue Name										-
Total Principal	<u>-</u>	<u>-</u>	<u>-</u>	<u>-</u>	<u>-</u>	<u>-</u>	<u>-</u>	<u>-</u>		<u>-</u>
<i>N/A</i>										
Type in Issue Name										-
Type in Issue Name										-
Type in Issue Name										-
Type in Issue Name										-
Total Principal	<u>-</u>	<u>-</u>	<u>-</u>	<u>-</u>	<u>-</u>	<u>-</u>	<u>-</u>	<u>-</u>		<u>-</u>
<i>N/A</i>										
Type in Issue Name										-
Type in Issue Name										-
Type in Issue Name										-
Type in Issue Name										-
Total Principal	<u>-</u>	<u>-</u>	<u>-</u>	<u>-</u>	<u>-</u>	<u>-</u>	<u>-</u>	<u>-</u>		<u>-</u>
<b>TOTAL PRINCIPAL ALL OPERATIONS</b>	<u>\$ 85,877</u>	<u>\$ 85,931</u>	<u>\$ 85,996</u>	<u>\$ 91,072</u>	<u>\$ 91,159</u>	<u>\$ 91,256</u>	<u>\$ 91,360</u>	<u>\$ 439,721</u>		<u>\$ 976,495</u>

Indicate the Authority's most recent bond rating and the year of the rating by ratings service.

	<u>Moody's</u>	<u>Fitch</u>	<u>Standard &amp; Poors</u>
Bond Rating			
Year of Last Rating			

## Debt Service Schedule - Interest

Secaucus Municipali Utilities Authority

If Authority has no debt X this box

*Fiscal Year Ending in*

	Adopted Budget Year 2019	Proposed Budget Year 2020	<i>Fiscal Year Ending in</i>						Total Interest Payments Outstanding
			2021	2022	2023	2024	2025	Thereafter	
<i>Operation #1</i>									
2010 NJEIT	\$ 17,775	\$ 16,375	\$ 14,625	\$ 13,576	\$ 11,975	\$ 10,375	\$ 8,775	\$ 94,277	\$ 169,978
2013 NJEIT	1,678	1,625	1,559	1,483	1,396	1,300	1,195	13,116	21,674
Type in Issue Name									-
Type in Issue Name									-
<b>Total Interest Payments</b>	<b>19,453</b>	<b>18,000</b>	<b>16,184</b>	<b>15,059</b>	<b>13,371</b>	<b>11,675</b>	<b>9,970</b>	<b>107,393</b>	<b>191,652</b>
<i>Operation #2</i>									
Type in Issue Name									-
Type in Issue Name									-
Type in Issue Name									-
Type in Issue Name									-
<b>Total Interest Payments</b>	<b>-</b>	<b>-</b>	<b>-</b>	<b>-</b>	<b>-</b>	<b>-</b>	<b>-</b>	<b>-</b>	<b>-</b>
<i>N/A</i>									
Type in Issue Name									-
Type in Issue Name									-
Type in Issue Name									-
Type in Issue Name									-
<b>Total Interest Payments</b>	<b>-</b>	<b>-</b>	<b>-</b>	<b>-</b>	<b>-</b>	<b>-</b>	<b>-</b>	<b>-</b>	<b>-</b>
<i>N/A</i>									
Type in Issue Name									-
Type in Issue Name									-
Type in Issue Name									-
Type in Issue Name									-
<b>Total Interest Payments</b>	<b>-</b>	<b>-</b>	<b>-</b>	<b>-</b>	<b>-</b>	<b>-</b>	<b>-</b>	<b>-</b>	<b>-</b>
<i>N/A</i>									
Type in Issue Name									-
Type in Issue Name									-
Type in Issue Name									-
Type in Issue Name									-
<b>Total Interest Payments</b>	<b>-</b>	<b>-</b>	<b>-</b>	<b>-</b>	<b>-</b>	<b>-</b>	<b>-</b>	<b>-</b>	<b>-</b>
<b>TOTAL INTEREST ALL OPERATIONS</b>	<b>\$ 19,453</b>	<b>\$ 18,000</b>	<b>\$ 16,184</b>	<b>\$ 15,059</b>	<b>\$ 13,371</b>	<b>\$ 11,675</b>	<b>\$ 9,970</b>	<b>\$ 107,393</b>	<b>\$ 191,652</b>



## Net Position Reconciliation

Secaucus Municipal Utilities Authority  
For the Period January 1, 2020 to December 31, 2020

### FY 2020 Proposed Budget

	Operation #1	Operation #2	N/A	N/A	N/A	N/A	Total All Operations
<b>TOTAL NET POSITION BEGINNING OF LATEST AUDIT REPORT YEAR(1)</b>	\$ (1,173,442)						\$ (1,173,442)
Less: Invested in Capital Assets, Net of Related Debt (1)	3,425,956						3,425,956
Less: Restricted for Debt Service Reserve (1)	19,519						19,519
Less: Other Restricted Net Position (1)	75,541						75,541
<b>Total Unrestricted Net Position (1)</b>	<b>(4,694,458)</b>						<b>(4,694,458)</b>
Less: Designated for Non-Operating Improvements & Repairs							-
Less: Designated for Rate Stabilization							-
Less: Other Designated by Resolution							-
Plus: Accrued Unfunded Pension Liability (1)	3,857,851						3,857,851
Plus: Accrued Unfunded Other Post-Employment Benefit Liability (1)	5,653,573						5,653,573
Plus: Estimated Income (Loss) on Current Year Operations (2)	(2,550,000)						(2,550,000)
Plus: Other Adjustments (attach schedule)							-
<b>UNRESTRICTED NET POSITION AVAILABLE FOR USE IN PROPOSED BUDGET</b>	<b>2,266,966</b>						<b>2,266,966</b>
Unrestricted Net Position Utilized to Balance Proposed Budget	1,234,000						1,234,000
Unrestricted Net Position Utilized in Proposed Capital Budget	800,000						800,000
Appropriation to Municipality/County (3)	-						-
<b>Total Unrestricted Net Position Utilized in Proposed Budget</b>	<b>2,034,000</b>						<b>2,034,000</b>
<b>PROJECTED UNRESTRICTED UNDESIGNATED NET POSITION AT END OF YEAR</b>							
<b>Last issued Audit Report (4)</b>	\$ 232,966	\$ -	\$ -	\$ -	\$ -	\$ -	\$ 232,966

(1) Total of all operations for this line item must agree to audited financial statements.

(2) Include budgeted and unbudgeted use of unrestricted net position in the current year's operations.

(3) Amount may not exceed 5% of total operating appropriations. See calculation below.

Maximum Allowable Appropriation to Municipality/County      \$ 234,922    \$ -    \$ -    \$ -    \$ -    \$ 234,922

(4) If Authority is projecting a deficit for any operation at the end of the budget period, the Authority must attach a statement explaining its plan to reduce the deficit, including the timeline for elimination of the deficit, if not already detailed in the budget narrative section.

2020 (2020-2021)  
SECAUCUS  
MUNICIPAL  
UTILITIES  
AUTHORITY

(Name)

AUTHORITY  
CAPITAL  
BUDGET/  
PROGRAM

# 2019 CERTIFICATION OF AUTHORITY CAPITAL BUDGET/PROGRAM

**SECAUCUS MUNICIPAL UTILITIES AUTHORITY**  
(Name)

**FISCAL YEAR:**      **FROM: 1/1/2020**      **TO: 12/31/2020**

enter X to the left if this paragraph is applicable

It is hereby certified that the Authority Capital Budget/Program annexed hereto is a true copy of the Capital Budget/Program approved, pursuant to N.J.A.C. 5:31-2.2, along with the Annual Budget, by the governing body of the Secaucus Municipal Utilities Authority, on the \_\_\_ 12 \_\_\_ day of November, 2019.


**OR**

enter X to the left if this paragraph is applicable

It is hereby certified that the governing body of the \_\_\_\_\_ Authority have elected **NOT** to adopt a Capital Budget /Program for the aforesaid fiscal year, pursuant to N.J.A.C. 5:31-2.2 for the following reason(s):

\_\_\_\_\_

\_\_\_\_\_

Officer's Signature:			
Name:	Brian Bigler		
Title:	Executive Director		
Address:	1100 Koelle Boulevard, Secaucus, NJ 07094		
Phone Number:	201-330-2089	Fax Number:	201-617-5910
E-mail address	bbigJer@secaucus.net		

# 2020 (2020-2021) CAPITAL BUDGET/PROGRAM MESSAGE

## Secaucus Municipal Utilities Authority (Name)

FISCAL YEAR: FROM:1/1/2020 TO:12/31/2020

1. Has each municipality or county affected by the actions of the authority participated in the development of the capital plan and reviewed or approved the plans or projects included within the Capital Budget/Program (This may include the governing body or certain officials such as planning boards, Construction Code Officials) as to these Projects?  
**No, the Board of Commissioners and the staff of the Authority developed the capital plan except where there is a bond or note financing supported by the Town of Secaucus for specific projects.**
2. Has each capital project/project financing been developed from a specific capital improvement plan or report; does it include full lifecycle costs; and is it consistent with appropriate elements of Master Plans or other plans in the jurisdiction(s) served by the authority?  
**Work to be performed is based on need and review by the Authority staff and Engineer and as approved by the Board of Commissioners.**
3. Has a long-term (5 years or more) infrastructure needs and other capital items (Vehicles, Equipment) needs assessment been prepared?  
**No.**
4. If amounts are on Page CB-3 in the column Debt Authorizations. Indicate the primary source of funding the debt service for the Debt Authorizations (Example Rate Increases Funding or Other sources)  
**N/A.**
5. Please indicate which capital projects/project financings are being undertaken in the Metropolitan or Suburban Planning Areas as defined in the State Development and Redevelopment Plan.  
**None.**
6. Please indicate which capital projects/project financings are being undertaken within the boundary of a State Planning Commission-designated Center and/or Endorsed Plan and if the project was included in the Plan Implementation Agenda for that Center/Endorsed Plan.  
**None.**

*Add additional sheets if necessary.*

## Proposed Capital Budget

Secaucus Municipal Utilities Authority  
 For the Period January 1, 2020 to December 31, 2020

		<i>Funding Sources</i>				
		Estimated Total Cost	Unrestricted Net Position Utilized	Renewal & Replacement Reserve	Debt Authorization	Capital Grants Other Sources
<i>Operation #1</i>						
Misc. Improve.\Upgrades		\$ 800,000	\$ 800,000			
Type in Description		-				
Type in Description		-				
Type in Description		-				
Total		800,000	800,000	-	-	-
<i>Operation #2</i>						
Type in Description		-				
Type in Description		-				
Type in Description		-				
Type in Description		-				
Total		-	-	-	-	-
<i>N/A</i>						
Type in Description		-				
Type in Description		-				
Type in Description		-				
Type in Description		-				
Total		-	-	-	-	-
<i>N/A</i>						
Type in Description		-				
Type in Description		-				
Type in Description		-				
Type in Description		-				
Total		-	-	-	-	-
<i>N/A</i>						
Type in Description		-				
Type in Description		-				
Type in Description		-				
Type in Description		-				
Total		-	-	-	-	-
<i>N/A</i>						
Type in Description		-				
Type in Description		-				
Type in Description		-				
Type in Description		-				
Total		-	-	-	-	-
<b>TOTAL PROPOSED CAPITAL BUDGET</b>		<b>\$ 800,000</b>	<b>\$ 800,000</b>	<b>\$ -</b>	<b>\$ -</b>	<b>\$ -</b>

Enter brief description of up to four projects for each operation above. For operations with more than four budgeted projects, please attach additional schedules. Input total amount of all projects for the operation on single line and enter "See Attached Schedule" instead of project description.

## 5 Year Capital Improvement Plan

Secaucus Municipal Utilities Authority

For the Period January 1, 2020 to December 31, 2020

*Fiscal Year Beginning in*

	Estimated Total Cost	Current Budget					
		Year 2020	2021	2022	2023	2024	2025
<b>Operation #1</b>							
Misc. Improve.\Upgrades	\$ 2,050,000	\$ 800,000	\$ 250,000	\$ 250,000	\$ 250,000	\$ 250,000	\$ 250,000
Type in Description	-	-					
Type in Description	-	-					
Type in Description	-	-					
<b>Total</b>	<b>2,050,000</b>	<b>800,000</b>	<b>250,000</b>	<b>250,000</b>	<b>250,000</b>	<b>250,000</b>	<b>250,000</b>
<b>Operation #2</b>							
Type in Description	-	-					
Type in Description	-	-					
Type in Description	-	-					
Type in Description	-	-					
<b>Total</b>	<b>-</b>	<b>-</b>	<b>-</b>	<b>-</b>	<b>-</b>	<b>-</b>	<b>-</b>
<b>N/A</b>							
Type in Description	-	-					
Type in Description	-	-					
Type in Description	-	-					
Type in Description	-	-					
<b>Total</b>	<b>-</b>	<b>-</b>	<b>-</b>	<b>-</b>	<b>-</b>	<b>-</b>	<b>-</b>
<b>N/A</b>							
Type in Description	-	-					
Type in Description	-	-					
Type in Description	-	-					
Type in Description	-	-					
<b>Total</b>	<b>-</b>	<b>-</b>	<b>-</b>	<b>-</b>	<b>-</b>	<b>-</b>	<b>-</b>
<b>N/A</b>							
Type in Description	-	-					
Type in Description	-	-					
Type in Description	-	-					
Type in Description	-	-					
<b>Total</b>	<b>-</b>	<b>-</b>	<b>-</b>	<b>-</b>	<b>-</b>	<b>-</b>	<b>-</b>
<b>N/A</b>							
Type in Description	-	-					
Type in Description	-	-					
Type in Description	-	-					
Type in Description	-	-					
<b>Total</b>	<b>-</b>	<b>-</b>	<b>-</b>	<b>-</b>	<b>-</b>	<b>-</b>	<b>-</b>
<b>TOTAL</b>	<b>\$ 2,050,000</b>	<b>\$ 800,000</b>	<b>\$ 250,000</b>	<b>\$ 250,000</b>	<b>\$ 250,000</b>	<b>\$ 250,000</b>	<b>\$ 250,000</b>

Project descriptions entered on Page CB-3 will carry forward to Pages CB-4 and CB-5. No need to re-enter project descriptions above.

## 5 Year Capital Improvement Plan Funding Sources

### Secaucus Municipal Utilities Authority

For the Period January 1, 2020 to December 31, 2020

	Estimated Total Cost	<i>Funding Sources</i>			
		Unrestricted Net Position Utilized	Renewal & Replacement Reserve	Debt Authorization	Capital Grants Other Sources
<i>Operation #1</i>					
Misc. Improve.\Upgrades	\$ 2,050,000	\$ 2,050,000			
Type in Description	-				
Type in Description	-				
Type in Description	-				
<b>Total</b>	<b>2,050,000</b>	<b>2,050,000</b>	-	-	-
<i>Operation #2</i>					
Type in Description	-				
Type in Description	-				
Type in Description	-				
Type in Description	-				
<b>Total</b>	-	-	-	-	-
<i>N/A</i>					
Type in Description	-				
Type in Description	-				
Type in Description	-				
Type in Description	-				
<b>Total</b>	-	-	-	-	-
<i>N/A</i>					
Type in Description	-				
Type in Description	-				
Type in Description	-				
Type in Description	-				
<b>Total</b>	-	-	-	-	-
<i>N/A</i>					
Type in Description	-				
Type in Description	-				
Type in Description	-				
Type in Description	-				
<b>Total</b>	-	-	-	-	-
<i>N/A</i>					
Type in Description	-				
Type in Description	-				
Type in Description	-				
Type in Description	-				
<b>Total</b>	-	-	-	-	-
<b>TOTAL</b>	<b>\$ 2,050,000</b>	<b>\$ 2,050,000</b>	<b>\$ -</b>	<b>\$ -</b>	<b>\$ -</b>
Total 5 Year Plan per CB-4	<u>\$ 2,050,000</u>				
Balance check		- If amount is other than zero, verify that projects listed above match projects listed on CB-4.			

Project descriptions entered on Page CB-3 will carry forward to Pages CB-4 and CB-5. No need to re-enter project descriptions above.

		SECAUCUS MUNICIPAL UTILITIES AUTHORITY		11/2/2019
		PROJECTED BUDGET FOR THE YEAR ENDING		
		12/31/2020		
DESCRIPTION	BUDGET FYE 12/31/20	Projected 12/31/2019		
<b>REVENUES</b>				
TOWN OF SECAUCUS	3,278,181	3,227,080		
CONNECTION AND USER FEES	200,000	200,000		
INTEREST INCOME	15,000	15,000		
OTHER INCOME	5,000	5,000		
FUND EQUITY APPROPRIATED/AVAILABLE	2,000,000	4,816,966		
<b>TOTAL REVENUE</b>	<b>5,498,181</b>	<b>8,264,046</b>		
<b>EXPENDITURES</b>				
SALARIES	1,700,000	1,625,000		
TAXES AND BENEFITS	810,000	775,000		
LEGAL FEES	100,000	100,000		
AUDIT AND ACCOUNTING	43,000	43,000		
TELEPHONE	11,000	11,000		
OFFICE EXPENSES	55,000	48,000		
NJDEP Annual EIT Loan Fees	6,000	6,000		
SEMINARS, CONFERENCES AND TRAINING	20,000	20,000		
TRUSTEE FEES	6,000	6,000		
ELECTRICITY AND GAS	270,000	270,000		
WATER	20,000	20,000		
TREATMENT CHEMICALS	85,000	85,000		
SLUDGE DISPOSAL AND GARBAGE REMOVAL	315,000	315,000		
SUPPLIES AND EQUIPMENT	85,000	75,000		
ENGINEERING	175,000	150,000		
REPAIRS	180,000	180,000		
UNIFORMS	27,500	27,500		
LABORATORY EXPENSES	30,000	26,500		
TESTING FEES	35,000	26,000		
INSURANCE	130,000	130,000		
PERMITS	50,000	50,000		
CAPITAL PURCHASES AND INSURANCE CLAIMS	800,000	1,000,000		
DEBT SERVICE	103,931	105,330		
RESERVE FOR REPAIRS AND REPLACEMENTS	15,750	15,750		
SANITARY SEWER REPAIRS	425,000	425,000		
<b>TOTAL EXPENDITURES</b>	<b>5,498,181</b>	<b>5,535,080</b>		
<b>EXCESS OF REVENUE OVER EXPENDITURES</b>	<b>0</b>	<b>2,728,966</b>		
NJEIT PRINCIPAL PAYMENTS	69909	69909		
NJEIT INTEREST PAYMENTS	16375	17775		
12/2010 INTEREST PAYMENT	0	0		
12/2010 PRINCIPAL PAYMENT	0	0		
2013 NJEIT FINANCING- INTEREST	1625	1678		
2013 NJEIT FINANCING- PRINCIPAL	16022	15968		
	<b>103931</b>	<b>105330</b>		



# **WILLIAM KATCHEN**

CERTIFIED PUBLIC ACCOUNTANT, LLC  
596 ANDERSON AVE., SUITE 303  
CLIFFSIDE PARK, NEW JERSEY 07010  
(201) 943-4449  
FAX# (201) 943-5099

December 10, 2018

Mr. Brian Bigler, Executive Director  
Secaucus Municipal Utilities Authority  
1100 Koelle Boulevard  
Secaucus, New Jersey 07094

**By Email**

**Re: Connection and User Fee Calculations**

Dear Brian:

Enclosed are the connection and user fee calculations for your review and action. The calculations utilized amounts from the 2017 audit of the Authority and flow data provided by Beckmeyer Engineering.

Enclosed with this letter are the following:

1. Copies of handwritten calculation sheets.
2. Copy of Beckmeyer's letter.
3. Calculation of connection and user fees.

As in the past I ask that you provide copies of these documents to Counsel and Engineer for their review, comments and questions.

Please call with any questions or comments you have regarding this subject.

Sincerely,



William Katchen,  
Certified Public Accountant, LLC

**RESOLUTION 2019-02B**  
**Resolution Determining User Charge Formula**  
**For Properties Exempt from ad valorem Taxes**  
**And User Charge to be in effect for 2019**  
**SECAUCUS MUNICIPAL UTILITIES AUTHORITY**  
**HUDSON COUNTY N.J.**

**WHEREAS**, the Secaucus Municipal Utilities Authority (the "SMUA"), a public body corporate and politic and a political subdivision of the State of New Jersey existing under and by virtue of the Municipal Utilities authorities Law, N.J.S.A. 40:14B-1, et seq., is the owner and operator of the wastewater treatment facilities for the Town of Secaucus (the "Town"); and

**WHEREAS**, pursuant to the Service Contract between the SMUA and the Town, dated as of March 1, 1979, as amended and supplemented (the "Service Contract"), the SMUA may charge and collect Service Charges for the connection to and use of said sewage treatment system, where required or pursuant to law, and the same, to the extent collected, shall be a credit against the Annual Service Charges otherwise payable by the Town to the SMUA under the Service Contract; and

**WHEREAS**, to pay the Annual service Charges to the SMUA required by the Service Contract, the Town has applied revenues from ad valorem taxes on property in the Town to said purposes; and

**WHEREAS**, Town officials have requested that the SMUA continue to refrain from assessing direct user charges for the use of its system, except with respect to properties exempt from ad valorem taxes, so that said properties shall bear a fair share of the cost of the use of said system, in accordance with applicable law and regulations; and

**WHEREAS**, applicable regulations of the United States Environmental Protection Agency require that, where user charges for sewage treatment system built in whole or in part with Federal funds are derived through imposition of ad valorem taxes, provision be made for imposing similarly calculated charges for the use of said system on properties exempt from such taxes; and

**WHEREAS**, N.J.S.A. 40:14B-22 and 40:14B-23 provide that the imposition of user charges or connection charges by an authority shall be the subject of public notice and a public hearing; and

**WHEREAS**, the SMUA desires to implement the statutory procedure for imposition of user charges to properties exempt from ad valorem property taxes, both as to implementation of a general formula and specifically for such use during 2018.

**NOW, THEREFORE, BE IT RESOLVED BY THE BOARD OF COMMISSIONERS OF THE SECAUCUS MUNICIPAL UTILITIES AUTHORITY, as follows:**

1. There is hereby imposed a User Charge for the use of the sewage treatment system of the SMUA by any property which is exempt from ad valorem property taxes, in whole or in part, which User Charge shall be computed by drawing from the annual audited financial statements of the SMUA for the preceding year the total amount expended or set aside by the

SMUA in said year for the following purposes, being the basis for computation of Annual Service Charges pursuant to the Service Contract:

“(a) operating, maintenance and administrative expenses of the Authority.

(b) Debt service requirements on ... any obligations of the Authority (whether bonds, bond anticipation bonds, or notes)...

(c) Other payments of amounts (including amounts necessary to meet the Authority's rate covenant contained in Section 6.01 of the Trust Agreement and amounts required to be paid by the Authority to any bond issuer, or issuer of a surety bond to secure a Debt Service Reserve Fund) required by the terms of any bond resolution adopted by the Authority pursuant to resolution adopted by the Authority under which any of the obligations described in part (b)... are issued, provided, however, that no more than 1/5 of the amount due to any reserve fund established under the Trust Reserve Fund and amounts required to be insured, or issuer of a surety bond to secure a Debt Service Reserve Fund, shall be included in the Annual Service Charge in each year.” And by dividing said amount, by the total amount of treated sewage flow to the sewage treatment facility for the preceding year, determined and certified in writing by the Consulting Engineer to the SMUA and expressed in “Billing Units” as hereinafter defined.

2. The resulting charge per Billing Unit shall be multiplied by the total water consumption for each property. Said charges shall be estimated and billed to the property owner by the SMUA annually, and may be adjusted annually at the option of the property owner or of the SMUA, based on relevant and cogent proof of actual water consumption.

3. The SMUA may require relevant and cogent proof of water consumption by submission of water bills, and in the absence of submission of same may charge and collect such charges as it may deem reasonable, based on the flow determined in accordance with Table A (attached), whichever shall produce the greater charge.

4. The user charge for 2019 for properties exempt for ad valorem taxes, or paying reduced amounts of such taxes by reason of the abatement thereof, shall be as follows:

-Operating maintenance and administration  
Expense 2017

-Debt Service and payments to the Reserve for  
Repair and Replacement Fund for 2017

-Total flow in units of 100 cubic feet

-User charge per 100 cubic feet of water consumption

5. The user charge shall be revised annually, as soon as may be practicable after the necessary figures are made available by the auditors and engineers to the Authority.

6. The user charge for 2019 shall be \$3.25/100 cubic feet of water consumption.

SMUA  
USER FEE CALCULATION  
December 31, 2017  
For 2019 Rates

Operating maintenance, administration And capital additions expenses, 2016	\$3,780,278
Debt Service and payments to Reserve for Repair and Replacement, 2015	<u>682,323</u>
	4,462,601
Total flow in units of 100 Cu. Ft.	<u>1,373,177</u>
User Fee	\$ <u>3.25</u>

**SECAUCUS MUNICIPAL UTILITIES AUTHORITY**  
**ANNUAL CALCULATION OF USER CHARGE**  
**December 31, 2017**

Operating maintenance, administration, capital additions (net of grants), 2017	\$ 3,780,278
Debt service and payments to reserve for repair and replacement, 2017	<u>682,323</u>
	4,462,601
Total flow per Authority Engineer in units of 100 Cu. Ft., 2017	1,373,177
User Fee	<u>\$ 3.25</u>

	INITIALS	DATE
PREPARED BY		
APPROVED BY		

SQUA  
User Fee Calculation  
2017

	1	2	3	4	5	6	
1	Operating maintenance & administration						1
2	capital improvements (ref of grants) 11/24/2017					3780275-	2
3							3
4	Debt service & payments to D&L						4
5	11/24/2017					682320-	5
6						<u>4462601-</u>	6
7							7
8							8
9	Total flow per SQUA Expense in						9
10	units @ 100 cu ft per unit 11/24/2017					1375177	10
11						<u>325</u>	11
12							12
13							13
14							14
15							15
16							16
17							17
18							18
19							19
20							20
21							21
22							22
23							23
24							24
25							25
26							26
27							27
28							28
29							29
30							30
31							31
32							32

**RESOLUTION 2019-01B**  
**Resolution Determining Connection Charges**  
**For Connections Made or to be Made in 2019**  
**SECAUCUS MUNICIPAL UTILITIES AUTHORITY**  
**HUDSON COUNTY, N.J.**

**WHEREAS**, the Secaucus Municipal Utilities Authority (the "SMUA"), a public body corporate and politic and a political subdivision of the State of New Jersey existing under and by virtue of the Municipal Utilities Authority's Law, N.J.S.A.40:14B-1, et seq., is the owner and operator of sewage treatment facilities for the Town of Secaucus (the "Town"); and

**WHEREAS**, Chapters 118 and 526 of the New Jersey Laws of 1985, amending and supplementing the Municipal Utilities Authorities Law, and in particular N.J.S.A. 40:14B-22 and 23 (hereinafter referred to as "Chapters 118 and 526"), sets forth a basis for computation of a charge for connection to a sewage treatment system so that said charges may represent a fair payment towards the cost of said system; and

**WHEREAS**, N.J.S.A. 40:14B-22 and 40:14B-23 provide that the imposition of user charges and/or connection charges by an authority shall be the subject of public notice and a public hearing; and

**WHEREAS**, a proper statutory notice given on January 17, 2018 under hand of Brian Bigler, Executive Director of the Secaucus Municipal Utilities Authority, pursuant to which notice the Secaucus Municipal Utilities Authority is holding the instant public hearing to consider relevant testimony to be presented and to be made a part of the record thereof; and

**WHEREAS**, the Secaucus Municipal Utilities Authority intends to utilize the Connection Fee Formula and the "Gallons per unit" Table used on previous years to determine a Connection Charge based on historical data from 1996 and earlier, said Formula and Table to be as set forth in and attached to this Resolution, in accordance with Chapter 526; and

**WHEREAS**, the Secaucus Municipal Utilities Authority desires to set the specific connection charge per Equivalent Residential Unit for connection made or to be made in the calendar year 2019.

**NOW, THEREFORE, BE IT RESOLVED BY THE BOARD OF COMMISSIONERS OF THE SECAUCUS MUNICIPAL UTILITIES AUTHORITY, as follows:**

1. Subject to Secaucus Municipal Utilities Authority's response to relevant testimony presented at the instant meeting, the connection charge per Equivalent Residential Unit (ERU) for connection to the sewage treatment system of the Secaucus Municipal Utilities Authority made and to be made during the calendar year 2019 is hereby set at \$9,106.00 per ERU.
2. The basis for computation of said charge is set forth on the attached Formula, "Gallons per Unit" table, related Calculation Sheet.
3. This Resolution shall take effect immediately.

ANNUAL CALCULATION OF CONNECTION CHARGE  
 JANUARY 2017  
 FOR CALENDER YEAR 2019

I.	<u>Property, Plant &amp; Equipment, Year End =</u>	59,441,280
A.	Prior Years' Adjustments (-)	(5,347,251)
A.1	Current Year's Adjustments (+) (-)	
B.	SMUA Direct Investment, if any (+)	
C.	Net Property Plant & Equipment	54,094,029
II.	<u>Construction Fund Balance, Year End =</u>	
D.	Prior Years' Adjustments (-)	
E.	Cumulative Const. Fund Interest (-)	
F.	Net Construction Fund	
III.	<u>Priors Years' Adjustments</u>	
G.	(Bond Discounts & Funds ) (+)	1,775,098
H.	Latest Year Bond Discounts & Funds (+)	
I.	Total Bond Discounts & Funds	
IV.	<u>Prior Years' Debt Issued = (-)</u>	(42,305,251)
J.	Latest Year's Debt Issued (-) 2013 NJEIT Loan 2010\2013 NJEIT Loan funds due to be received (+)	
K.	Total Debt Issued (-)	(42,305,251)
V.	<u>Prior Years' Grants Received = (-)</u>	(9,880,624)
L.	Latest Year's Grants Received (-)	150,000
M.	Total Grants Received (-)	(10,030,624)
>>>>	Total SMUA Net Investment<<<<	3,533,252
N.	(C+F+I-K-M)	
VI.	<u>Cumulative Debt Service</u>	
O.	Prior Cumulative Debt Service (+)	
P.	Latest Year Debt Service Payments (+)	666,573
Q.	Total Cumulative Debt Service (+)	81,191,242
R.	Total Recoverable Costs (N+Q)	81,857,815
VII.	<u>Equivalent Residential Units</u>	
S.	Latest Year Average Flow (GPD)	2,813,225
T.	Divided by: Flow per ERU (GPD)	300
U.	Estimated ERU's (S/T)	9,377
VIII.	<u>Calculation of Connection Charge</u>	
V.	Total Recoverable Costs (R)	
W.	Connection Charge per ERU (R/U)	9,106



STPA  
 Connection Fee Calculation  
 2017

	1	2	3	4	5	6
1	PPE					59441280 -
2	less:					
3	Procs. subjects			(2992832)		
4	Capitalized Interest			(1904779)		
5				(1989 Issues)		
6				(19640)		
7						<del>5734721</del>
8						<del>571494029</del>
8	Costs of Interest:					
9	1987			558908 -		
10	1988			202729 -		
11	1991			152647 -		
12	1994			156087 -		
13	2000-4			555819 -		
14	2010			138878 -		
15						172898 -
16	Debt Issued:					
17	12/15/2017			(1230521)		
18	less: 2017 APRIL - WEST					
19						(1230521)
20						
21	Debt Service - 1/1/2017					8191247 -
22	Interest - 2017			30766 -		
23	Principal - 2017			635887 -		
24						<del>666653 -</del>
25						8185791 -
26	Grants Received -					
27	1/1/2017			9880624 -		
28	12/31/2017			15000 -		
29						(10050624)
30						
31						85391067 -
32	Avg Flow per Authority Engineer			12/15/2017		2813285
33	Divided by Flow per ETE			300		
34						9377
35						
36						9/06

**SEGAUCUS MUNICIPAL UTILITIES AUTHORITY  
ANNUAL CALCULATION OF CONNECTION CHARGE  
DECEMBER 31, 2017**

Property, Plant and Equipment, December 31, 2017	59,441,280	
Prior Year Adjustments and Payable	<u>(5,347,251)</u>	
Net Property, Plant and Equipment		54,094,029
Prior Year Adjustments:		
Bond Discounts and Funds		1,775,098
Prior Year Debt Issued	(42,305,251)	
2016 NJEIT AIR	<u>-</u>	
		(42,305,251)
Prior Year Grants Received	(9,880,624)	
Current year Grants received	(150,000)	
		<u>(10,030,624)</u>
Total SMUA Net Investment		3,533,252
Cumulative Debt Service, December 31, 2016		81,191,242
Debt Service, December 31, 2017		<u>666,573</u>
Total Cumulative Debt Service		81,857,815
Total Recoverable Costs		85,391,067
Equivalent Residential Units (ERU's):		
Average Flow per Authority Engineer, December 31, 2017	2,813,225	
Divided by Flow per ERU	<u>300</u>	
		<u>9,377</u>
Connection Charge per Equivalent Residential Unit (ERU)		<u>\$ 9,106</u>

		SECAUCUS MUNICIPAL UTILITIES AUTHORITY		1/2/2020
		PROJECTED BUDGET FOR THE YEAR ENDING		
		12/31/2020		
DESCRIPTION	BUDGET		Projected	
	FYE 12/31/20		12/31/2019	
<b>REVENUES</b>				
TOWN OF SECAUCUS	3,278,181		3,227,080	
CONNECTION AND USER FEES	200,000		200,000	
INTEREST INCOME	15,000		15,000	
OTHER INCOME	5,000		5,000	
FUND EQUITY APPROPRIATED/AVAILABLE	2,034,000		4,816,966	
<b>TOTAL REVENUE</b>	<b>5,532,181</b>		<b>8,264,046</b>	
<b>EXPENDITURES</b>				
SALARIES	1,734,000		1,625,000	
TAXES AND BENEFITS	810,000		775,000	
LEGAL FEES	100,000		100,000	
AUDIT AND ACCOUNTING	43,000		43,000	
TELEPHONE	11,000		11,000	
OFFICE EXPENSES	55,000		48,000	
NJDEP Annual EIT Loan Fees	6,000		6,000	
SEMINARS, CONFERENCES AND TRAINING	20,000		20,000	
TRUSTEE FEES	6,000		6,000	
ELECTRICITY AND GAS	270,000		270,000	
WATER	20,000		20,000	
TREATMENT CHEMICALS	85,000		85,000	
SLUDGE DISPOSAL AND GARBAGE REMOVAL	315,000		315,000	
SUPPLIES AND EQUIPMENT	85,000		75,000	
ENGINEERING	175,000		150,000	
REPAIRS	180,000		180,000	
UNIFORMS	27,500		27,500	
LABORATORY EXPENSES	30,000		26,500	
TESTING FEES	35,000		26,000	
INSURANCE	130,000		130,000	
PERMITS	50,000		50,000	
CAPITAL PURCHASES AND INSURANCE CLAIMS	800,000		1,000,000	
DEBT SERVICE	103,931		105,330	
RESERVE FOR REPAIRS AND REPLACEMENTS	15,750		15,750	
SANITARY SEWER REPAIRS	425,000		425,000	
<b>TOTAL EXPENDITURES</b>	<b>5,532,181</b>		<b>5,535,080</b>	
<b>EXCESS OF REVENUE OVER EXPENDITURES</b>	<b>0</b>		<b>2,728,966</b>	
<b>NJEIT PRINCIPAL PAYMENTS</b>				
NJEIT PRINCIPAL PAYMENTS	69909		69909	
NJEIT INTEREST PAYMENTS	16375		17775	
12/2010 INTEREST PAYMENT	0		0	
12/2010 PRINCIPAL PAYMENT	0		0	
2013 NJEIT FINANCING- INTEREST	1625		1678	
2013 NJEIT FINANCING- PRINCIPAL	16022		15968	
	<b>103931</b>		<b>105330</b>	